



Annual Budget

Fiscal Year 2021-2022

Table of Contents

Budget Committee Members	i
Budget Message.....	ii
Budget Highlights.....	vi
Operating Funds Charts	xi
Budget Details	1
General Fund (010)	1
Police Fund (011)	5
Water Fund (012).....	8
Sewer Fund (013).....	11
Street Fund (014)	14
Park Fund (015).....	17
Public Works Equipment Fund (016)	20
Special Projects Fund (017).....	21
Sewer Improvement Fund (019).....	22
Vehicle Replacement Fund (020).....	23
City Reserve Fund (022)	24
Water System Development Charge Fund (024)	25
Major Office Equipment Reserve Fund (027)	26
Water Improvement Fund (028).....	27
Sewer System Development Charge Fund (029)	28
Transportation System Development Charge Fund (030)	29
Bikeway/Pedestrian Fund (031).....	30
Park System Development Charge Fund (032)	31
Storm Drainage System Development Charge Fund (034)	32
OPRD Local Government Grants Fund (035).....	33
Investing in Aumsville Families and Children Fund (036)	34
2021-2022 Salary Step Plan	35

City of Aumsville, Oregon
Fiscal Year 2021-2022 Budget

Aumsville Budget Committee

Council Members

Citizen Members

Mayor Derek Clevenger

Tammy Bennett

Nico Casarez

Douglas Cox

Angelica Ceja

Amy Evans

Doug Ecclestone

Kim Ferguson

Scott Lee

Ray Mandyck

Della Seney

Katie Wallace

Walter Wick

Karla Willmschen

Aumsville Budget Message

2021-2022

To: Mayor Clevenger and Budget Committee Members

From: Ron Harding, Budget Officer
Joshua Hoyer, Finance Officer

Date: April 30, 2021

I am pleased to present to the council and community a sustainable budget outlook for our community for the immediate future. Despite a challenging year of closures due to Covid -19 our community has shown is resiliency to the challenging times. The proposed budget has many positive attributes to our city operations now and in the future. The Proposed Fiscal Year 2021-2022 City of Aumsville budget will continue to fund the high-quality city services that Aumsville has come to expect and rely on, while focusing on some of the projects included Downtown business district improvements, park projects and continuing community engagement opportunities.

This budget document provides a summary of proposed revenues and expenditures within each fund and utilizes economic guidance from various local and regional agencies, as well as programmed salary step plans and benefits. It also anticipates various improvement projects and other major purchases as outlined by the city's capital improvement plans and approved by the city council.

This year we expect to see very little new construction and corresponding revenues, including system development charges, over our previous budget cycle. We expect to see all other revenues to increase this year based on a standard inflationary rate.

We continue to work toward city council goals, and our budget continue to include a downtown beautification project and a small business village project to enhance community events, formation of an arts program and continuation of the city community outreach activities to include community events.

The following financial policies are proposed to help the City maintain fiscal stability while continuing to provide a high level of service to those in its community:

- The City will operate on a structurally balanced budget. Ongoing operating expenses will be paid from operating revenues. One-time expenses will be spent from one-time resources, such as surplus funds, grants, capital reserves, development fees, etc.
- The City will maintain an ending fund balance equal to at least 90 days of operating expenses within each of its operating funds, in order to provide resources adequate to cover operating expenses which occur at the beginning of the next fiscal year before the city receives property taxes, charges for services, and other resources.

- The City will continue the current level of service in all departments of operation, while also creating an additional full-time Utility Worker position in Public Works.
- The City will pursue grants or other funding assistance, where practical, to aid in completing projects outlined in the City's capital improvement plans.

The proposed 2021-22 fiscal year budget builds on significant steps taken by the City to help recover and sustain a healthy financial position. The scheduled 3% water and sewer rate increases help to offset the rising operating costs incurred from those services. Each department has implemented what we refer to as a hold-the-line budget, in which the appropriation for expenditures listed under the Materials & Services category are anticipated to be level with the current year's spending authority. Variation from these expenditure levels was discussed with the department heads to explain why additional resources will be needed. The city council and staff continue to work toward challenges in improving our community infrastructure and the city has positioned itself to accomplish many needed projects.

To ensure service levels are supported throughout the community, the City will continue to employ the same Full-Time Equivalent (FTE) staffing levels in each department, except one addition to the public works department. This includes six employees at City Hall, six at Public Works, and eight full-time employees in the Police Department.

Personnel Services are anticipated to increase by an average of about 3.4% across the various operating funds, as a result of salary step increases, step plan updates, the first of three negotiated 2% Cost of Living Adjustments to the salary plan, and a 2.6% increase in health, dental and vision benefits provided through Citycounty Insurance Services. PERS expenses are also expected to rise by at least 10% with the biennial rate update.

There are no major changes to the accounting policies of the City of Aumsville. To ensure observance of limitations and restrictions placed on the use of the money available to the city, the accounts are maintained in accordance with the principles of "fund accounting." This is the procedure by which revenues and expenditures for various purposes are classified, for accounting and reporting purposes, in account groups that are in accordance with activities or objectives specified under an adopted budget. These various accounts are called funds and are grouped into Governmental Fund, Proprietary Fund, and Fiduciary Fund categories and the following five fund types:

- General Fund
- Enterprise Funds
- Special Revenue Funds
- Reserve Funds
- Debt Service Fund

The basis of accounting utilized by the city closely resembles the cash basis of accounting; whereby revenues are recognized when received rather than when earned, and expenditures are recognized when paid rather than when the obligations are incurred.

The budget sheets comprise the actual resources and expenditures from the audits of two prior years, the current year's adopted budget, the projected actual resources and expenditures for the current year, and

a proposed budget for next year. Funds are divided into the following category levels: Personal Services, Materials & Services, Capital Outlay, Transfers, Debt Service, Operating Contingency, Reserved for Future Expenditure, and Unappropriated Ending Fund Balance.

A copy of this proposed budget is available for review on the city's website and will be available at City Hall when normal operations resume.

Thank you,

Ron Harding - City Administrator
Joshua Hoyer - Finance Officer




The Aumsville City Council is pleased to present these budget highlights for the community. The entire budget follows, so our community can look over the budget details. Our hope is this page will provide a quick snapshot of important pieces of our budget .

2021-2022 Budget = \$12,117,562
\$896,000 from property taxes

This budget shows the value in maintaining an active, healthy financial position. The budget committee continues to make prudent and conservative choices. We want to thank them for their work; in just a couple of years we have made remarkable progress.

The city’s financial position has gradually improved over the past three years, allowing us to focus on community projects, like the dog park and wheelchair park equipment. It’s also positioning the city to complete much needed infrastructure projects like an emergency generator for our water system. We have a lot to do and many challenges ahead but we’re working to meet those challenges.

Main Street Beautification Project Completed 2020



GENERAL FUND

The budget estimates General Fund resources of \$2,232,918.

The general fund is our most flexible pool of resources. Transfers from this fund help support police and park services as well as special projects to meet the city council's goals for our community. The revenues are made of property taxes, fees for services provided by the city, franchise agreements, and new construction. Special projects like completing our small village to grow Saturday Market, enhancing community events, and continuing to implement the city's vision are all included in this general fund budget. The city will maintain a 90-day cash reserve and continue to meet the expectations of our community.

SATURDAY MARKET



Saturday Market is expanding this year to occur every Saturday, starting in June and going until mid-September. We have already seen increased vendor excitement with this change.

The Tiny Village has building permits approved, and the groundwork and forms ready for concrete. We will be starting construction soon. The project is funded by a grant from Marion County and will help us build on our Saturday Market.

COMMUNITY CENTER KITCHEN

We are in the process of updating the community center kitchen. We received a small grant from Pacific Power Foundation, and the remainder of the costs will come from the building maintenance fund. The project is budgeted to cost approximately \$32,000.





The City dedicates property tax revenue and the public safety fee revenue to maintaining 24-hour police protection.

The city was able to support local business with \$50,000 in hassle free grants. Working with the fire district, staff, the community, and local businesses we have managed our COVID pandemic response as well as most communities.



The city council and staff maintained safe community events throughout the year. Based on restrictions by the Governor's office, we were required to cancel some events. We still produced Saturday Market, the Summer Children's Program, Movies in the Park, Easter Parade, a virtual Tree Lighting, Santa Visits and, don't forget, our Great Corn Giveaway and scavenger hunt.



CHALLENGES

We have major water and wastewater projects on the horizon. We have already started approaching federal, state, and county agencies for funding assistance.

We have completed a stream study and are working on the initial engineering report for our wastewater treatment system. Currently we are under an order with DEQ because our system releases too much ammonia. To fix this, we'll need to build a mechanical plant which will cost between \$12-15 Million.



We need to address stormwater.

We need to construct a new reservoir.



We are under an enforcement agreement with DEQ and must build a wastewater treatment facility.

The Water Fund & Sewer Fund revenue projections include:

+3% water rates

+3% sewer rates, which are anticipated to take effect June 1, 2021.

City council and staff are working hard to find support to fund the \$12-million dollar wastewater facility required by DEQ.

ADDITIONAL PROJECTS

We are installing an emergency generator for the million-gallon reservoir.



We are installing accessible playground equipment.

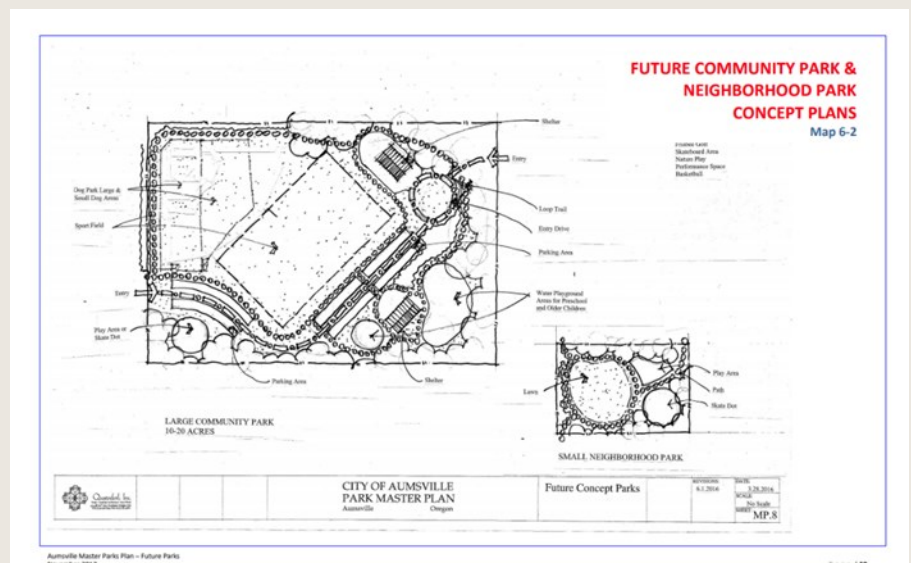


The city is developing a Community Art Program.



We are building a dog park.

The city council has authorized staff to propose a park planning project that will create a separate master plan on what is needed in our new 23-acre park on the east side of the city along Bishop Road. The 2017 park master plan showed the concept even before the city purchased this property but now we want to plan what's needed within the park and how it will be designed.



ROADWORK



Del Mar intersection design. The city council has approved having both Del Mar east and west intersections designed. The design will show the improvement details and help identify how much each project will cost. This map shows the two intersections indicated by the circles and the transportation improvements memorialized in our transportation plan, showing the street connection east to west.

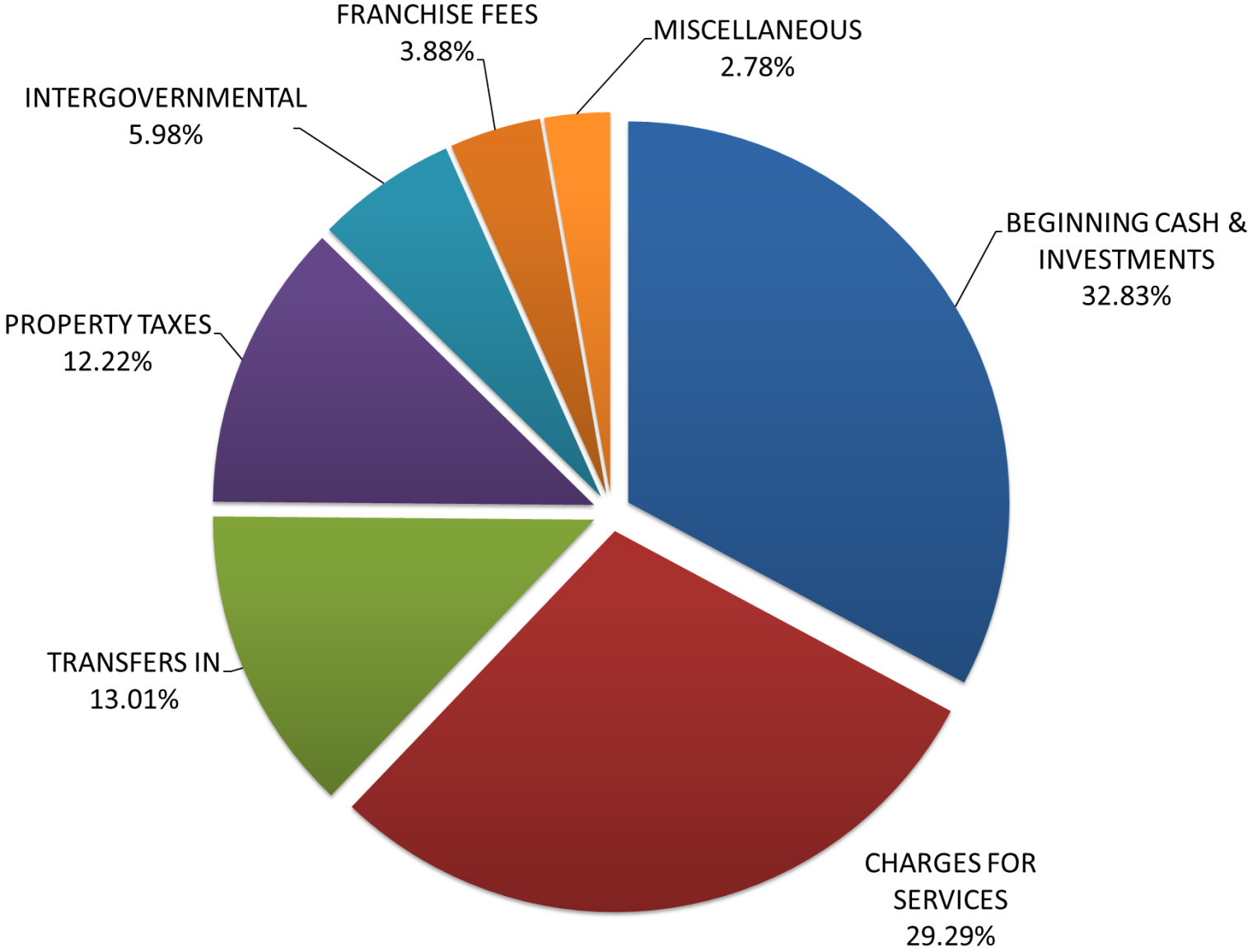
SUMMARY



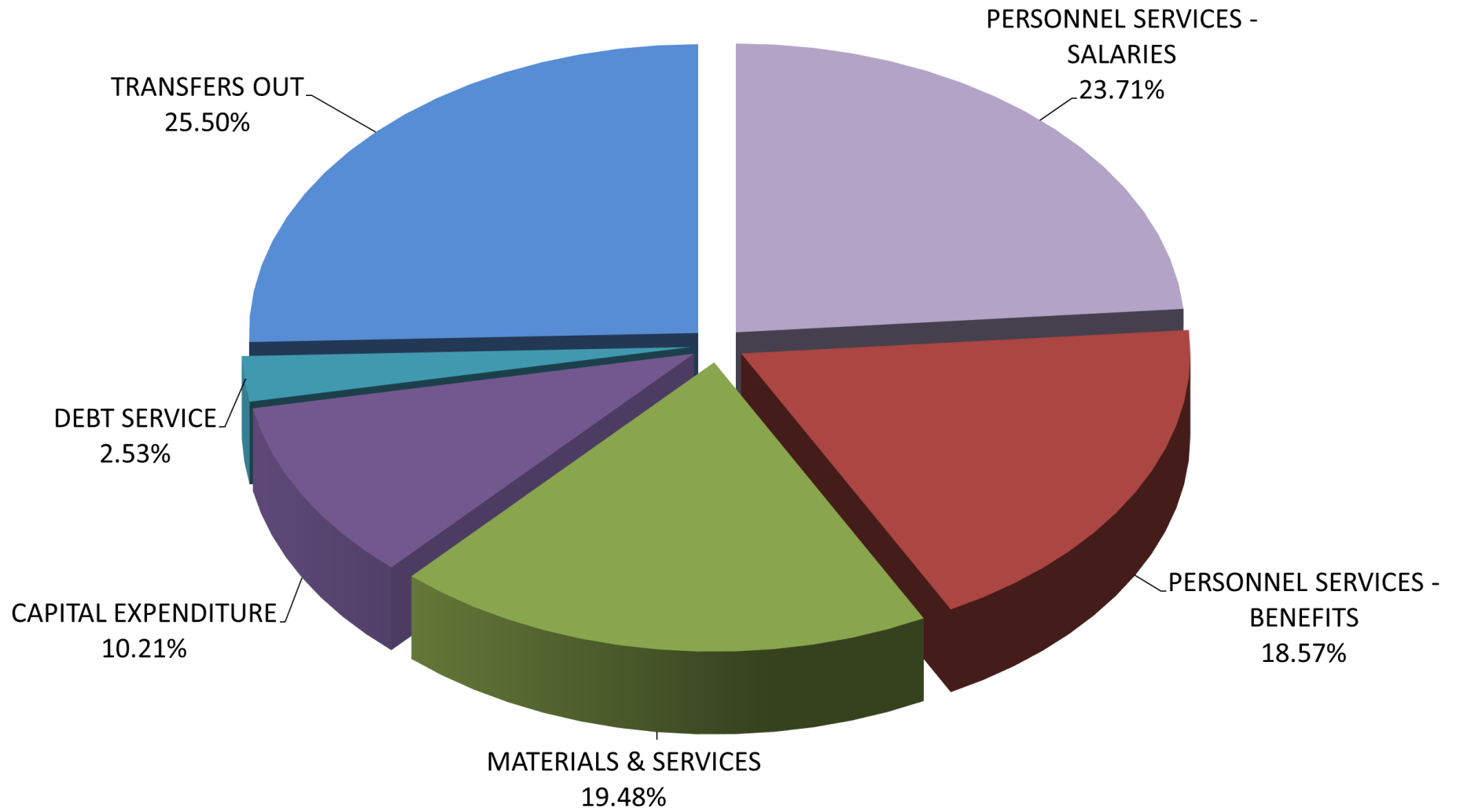
The city financials are stable and sustainable. We move forward with good systematic controls on expenditures based on our current levels of service and inflation policies. The financial policies implemented in 2016 – 2017 have allowed the city to provide comprehensive services to the community without interruption. Flooding, wildfires, ice storms, and a worldwide pandemic all had impacts on our residents, businesses, and government last year. The city was able to weather those events well and continue to help and serve the community.



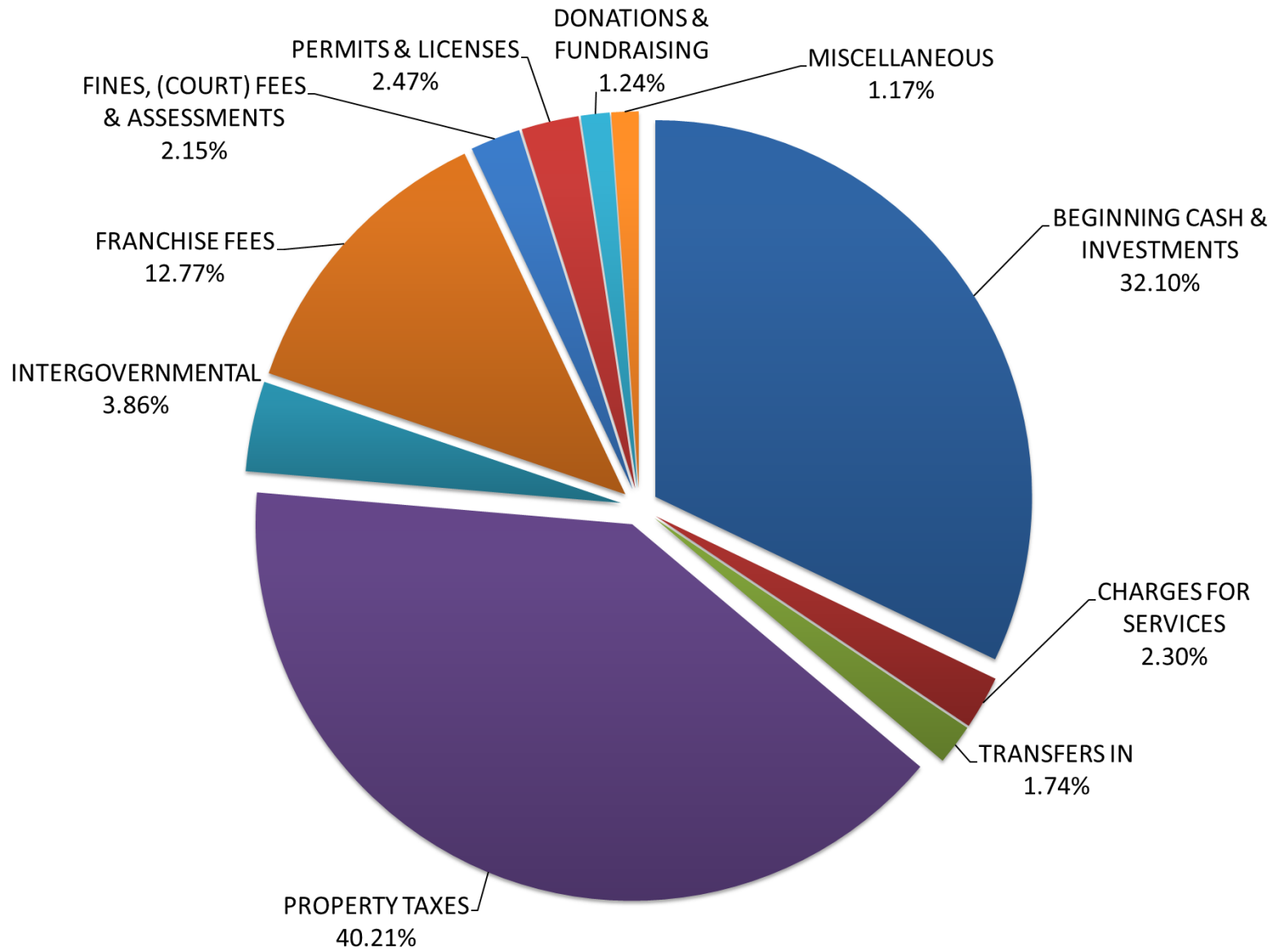
2021-22 SOURCES OF CASH - Operating Funds



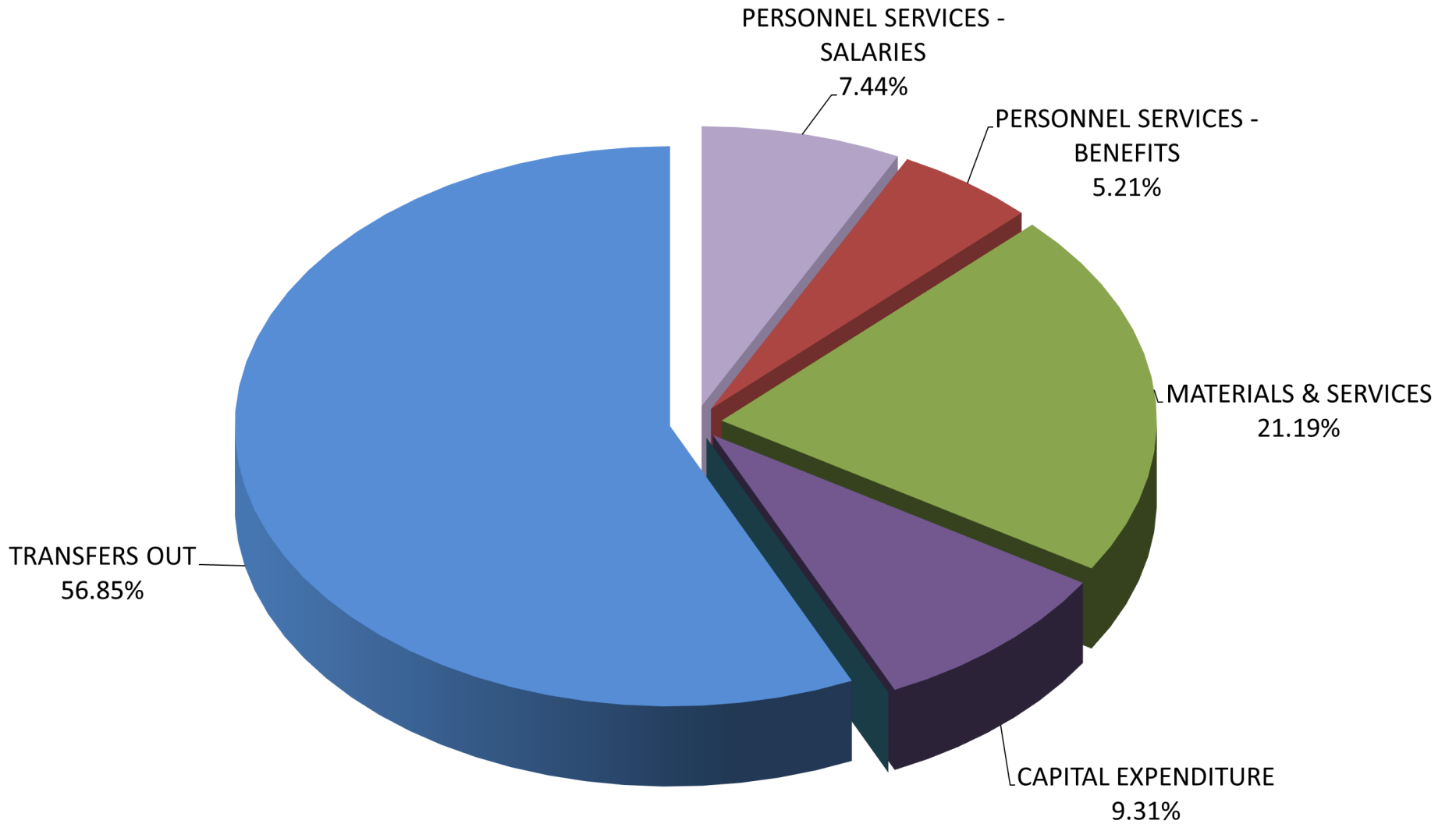
2021-22 USES OF CASH - Operating Funds



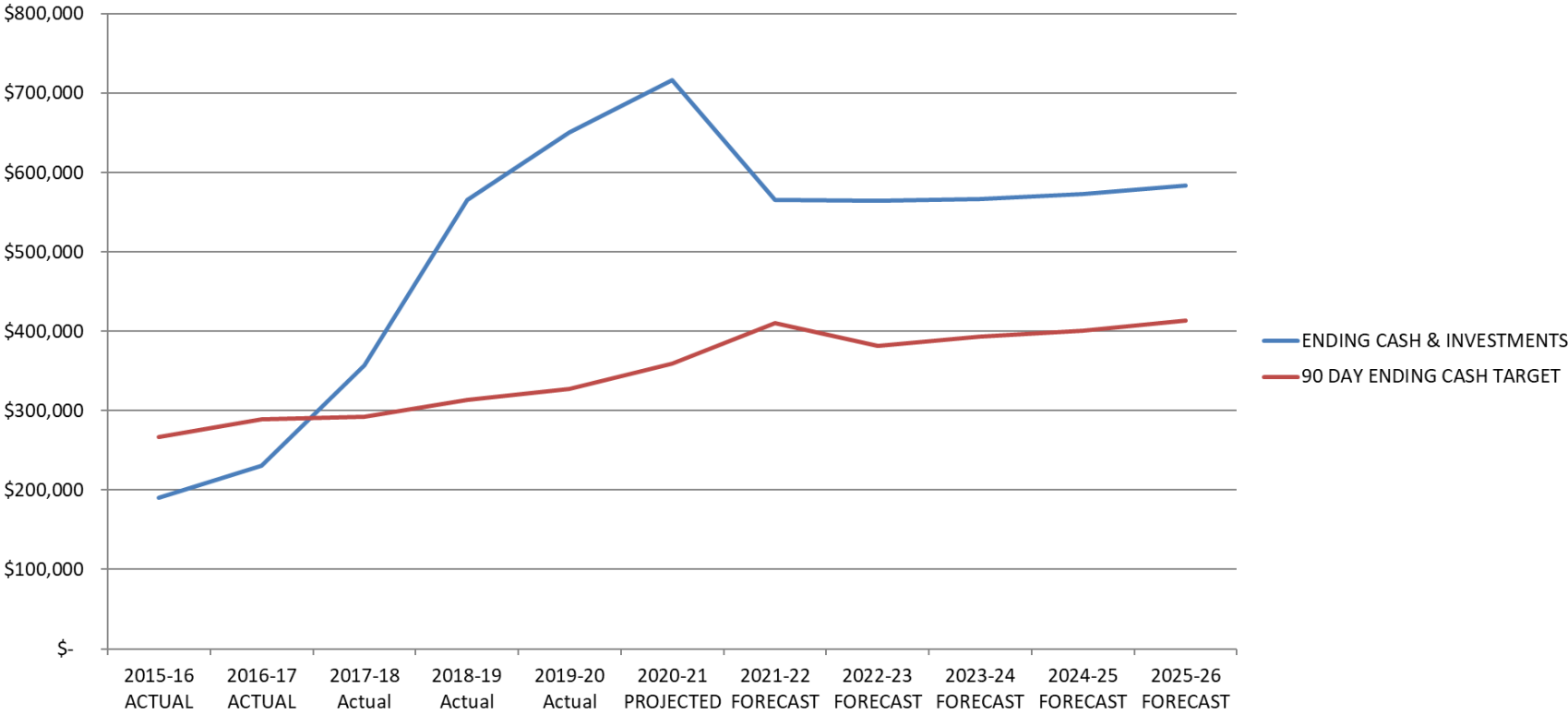
2021-22 SOURCES OF CASH - General Fund



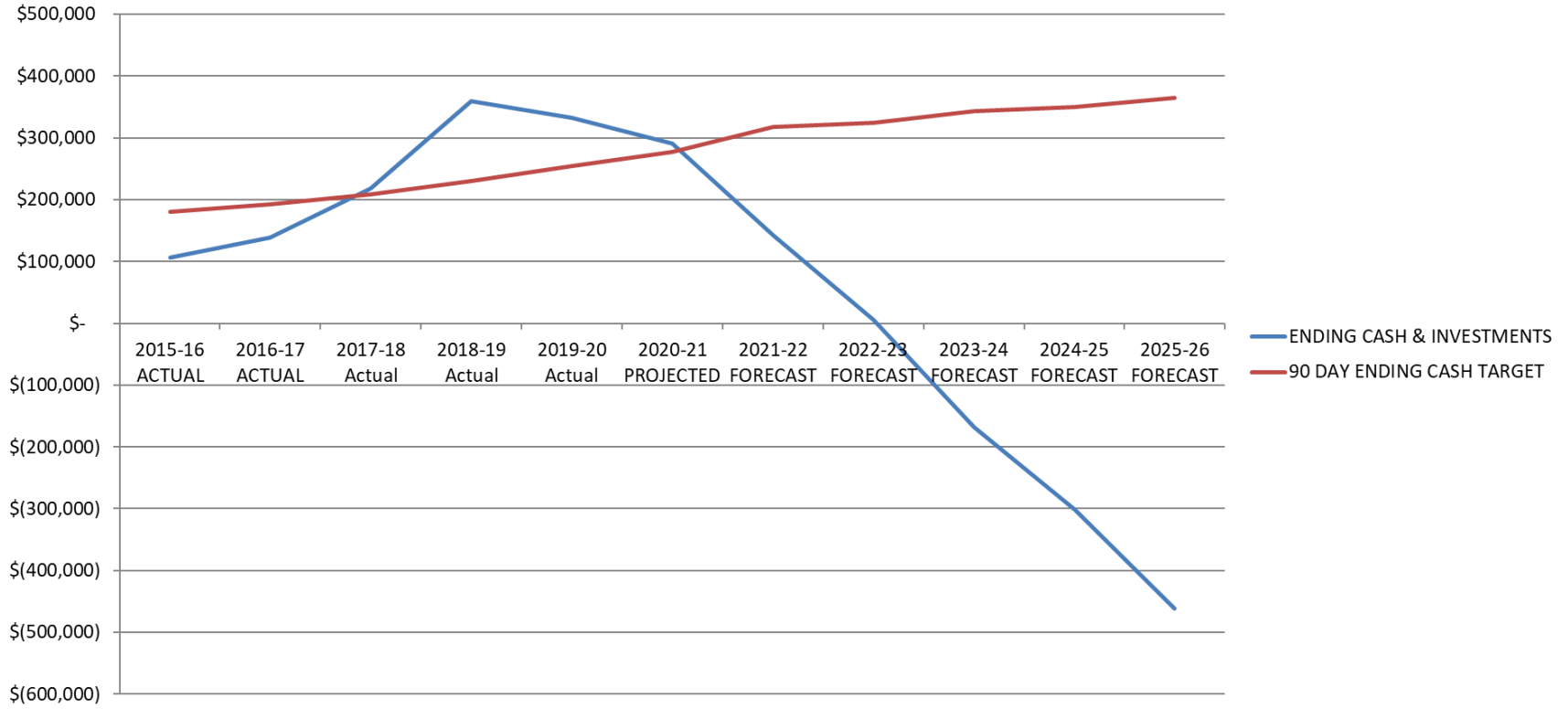
2021-22 USES OF CASH - General Fund



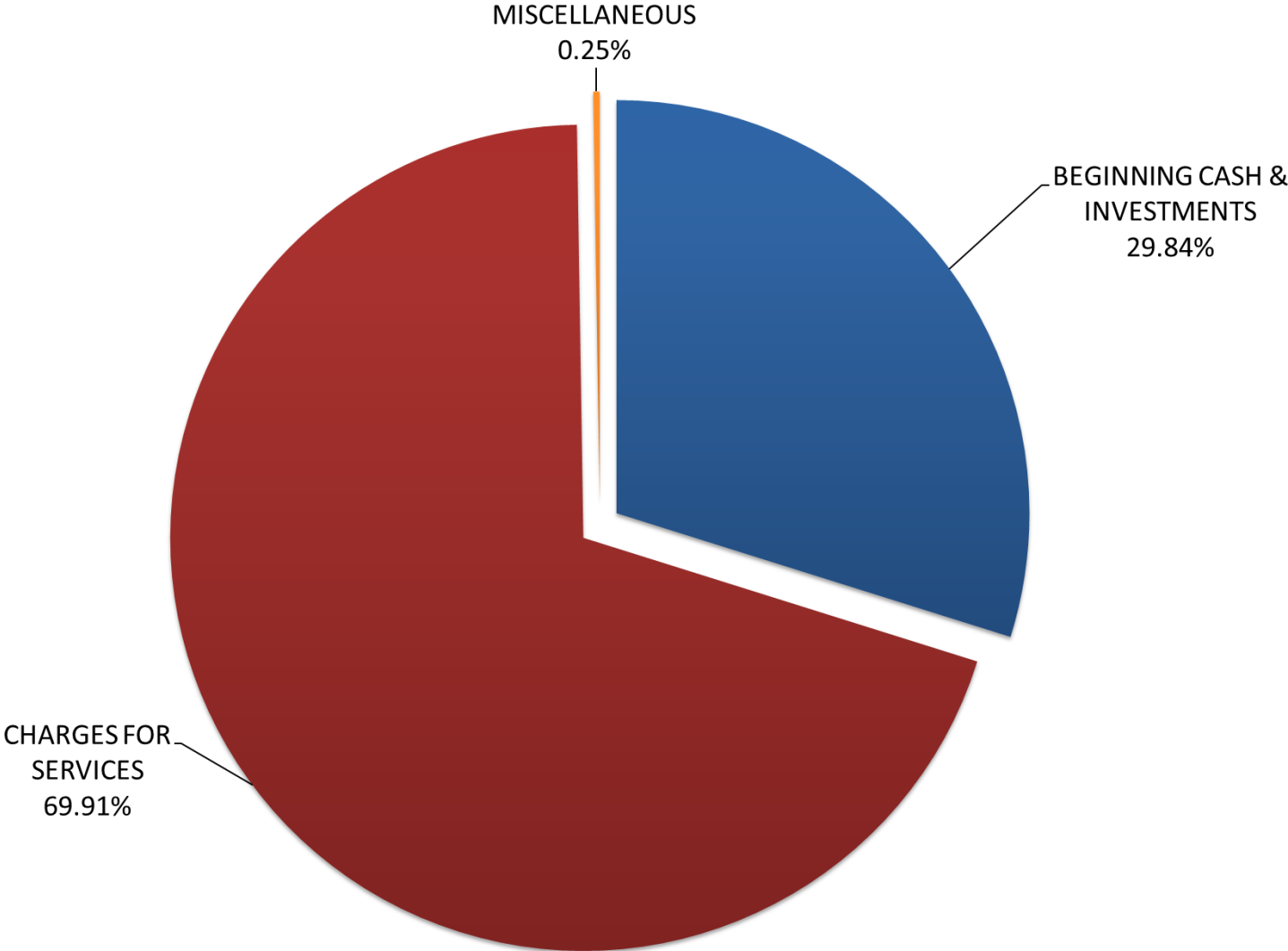
ENDING FUND BALANCE - General Fund



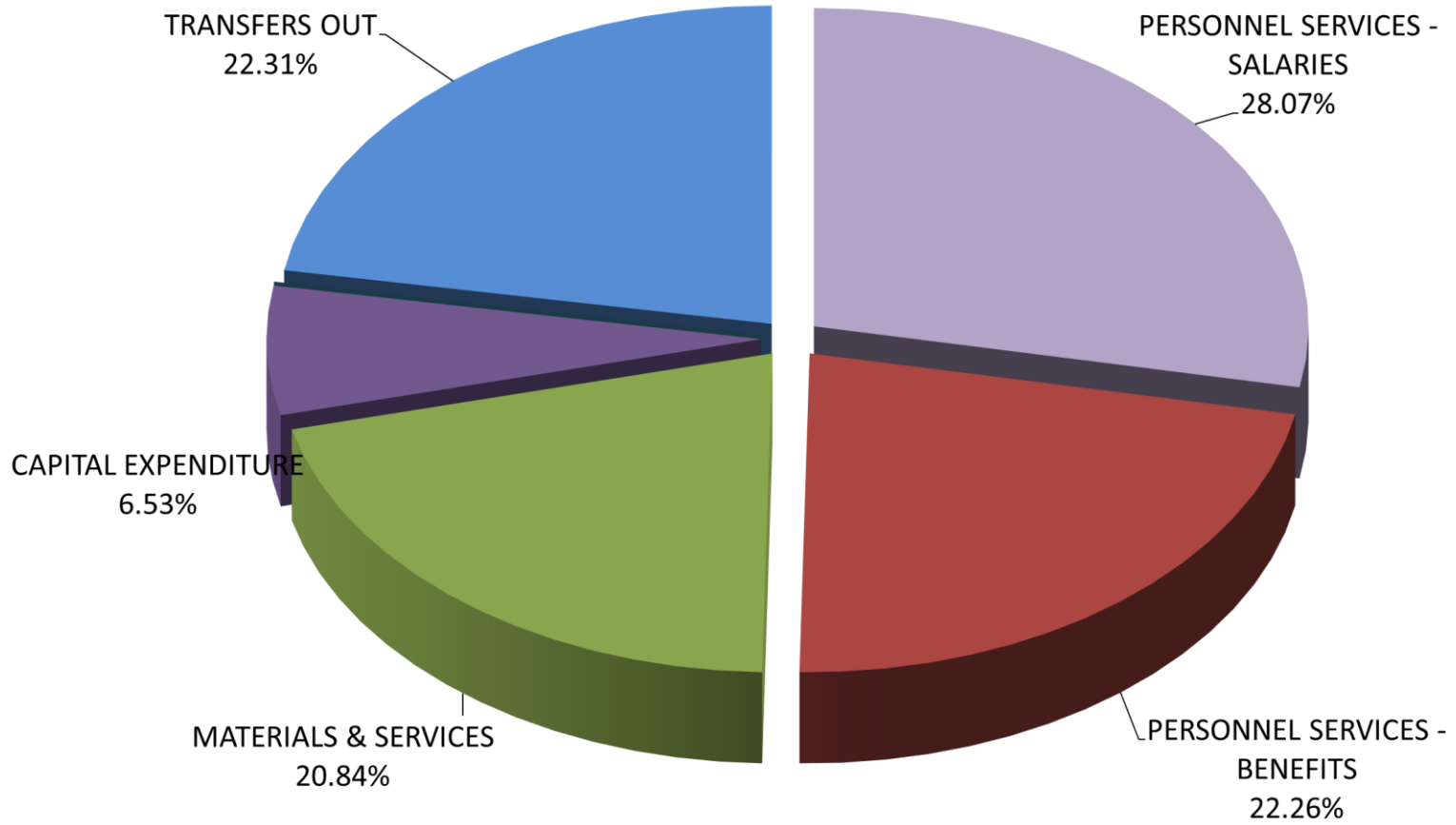
ENDING FUND BALANCE - Police Fund



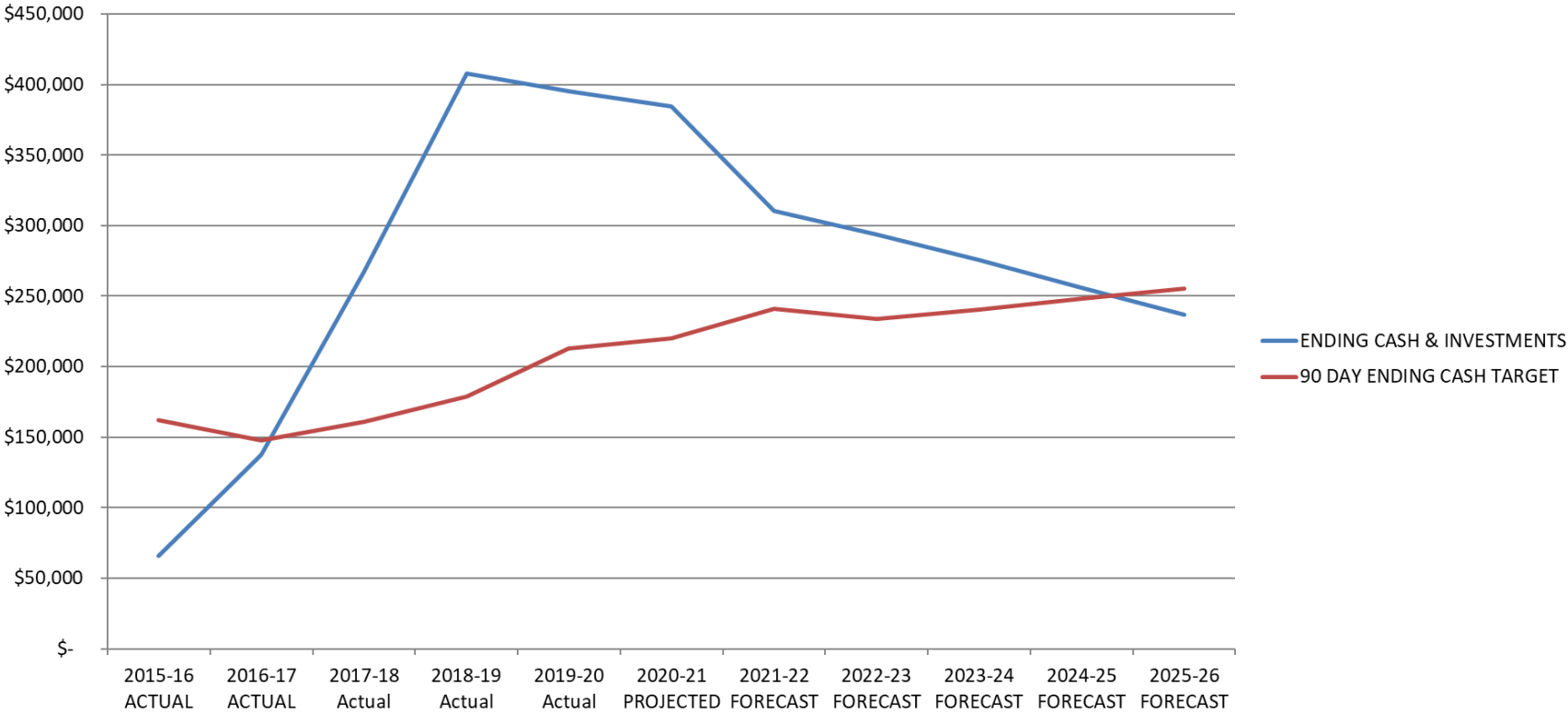
2021-22 SOURCES OF CASH - Water Fund



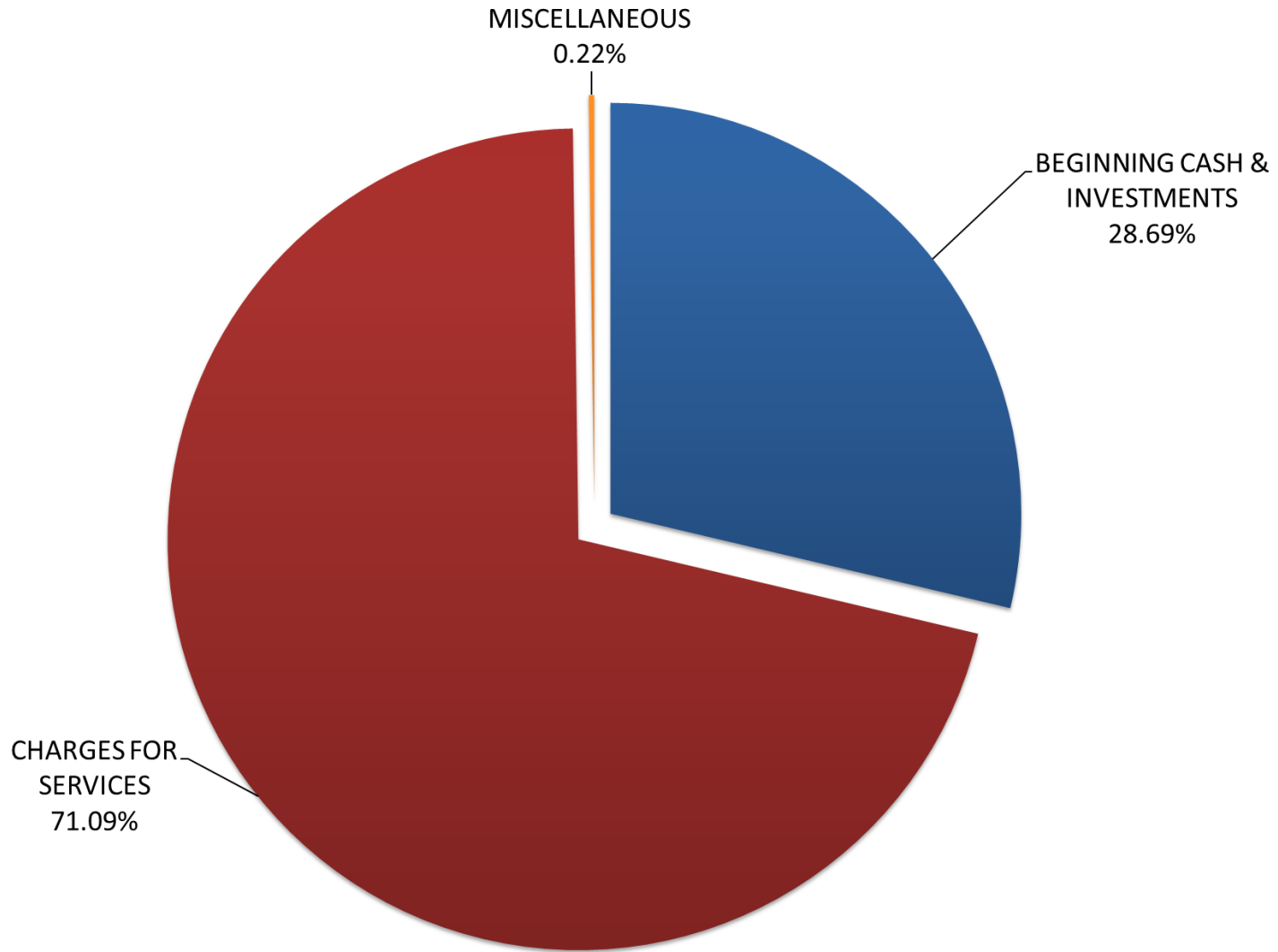
2021-22 USES OF CASH - Water Fund



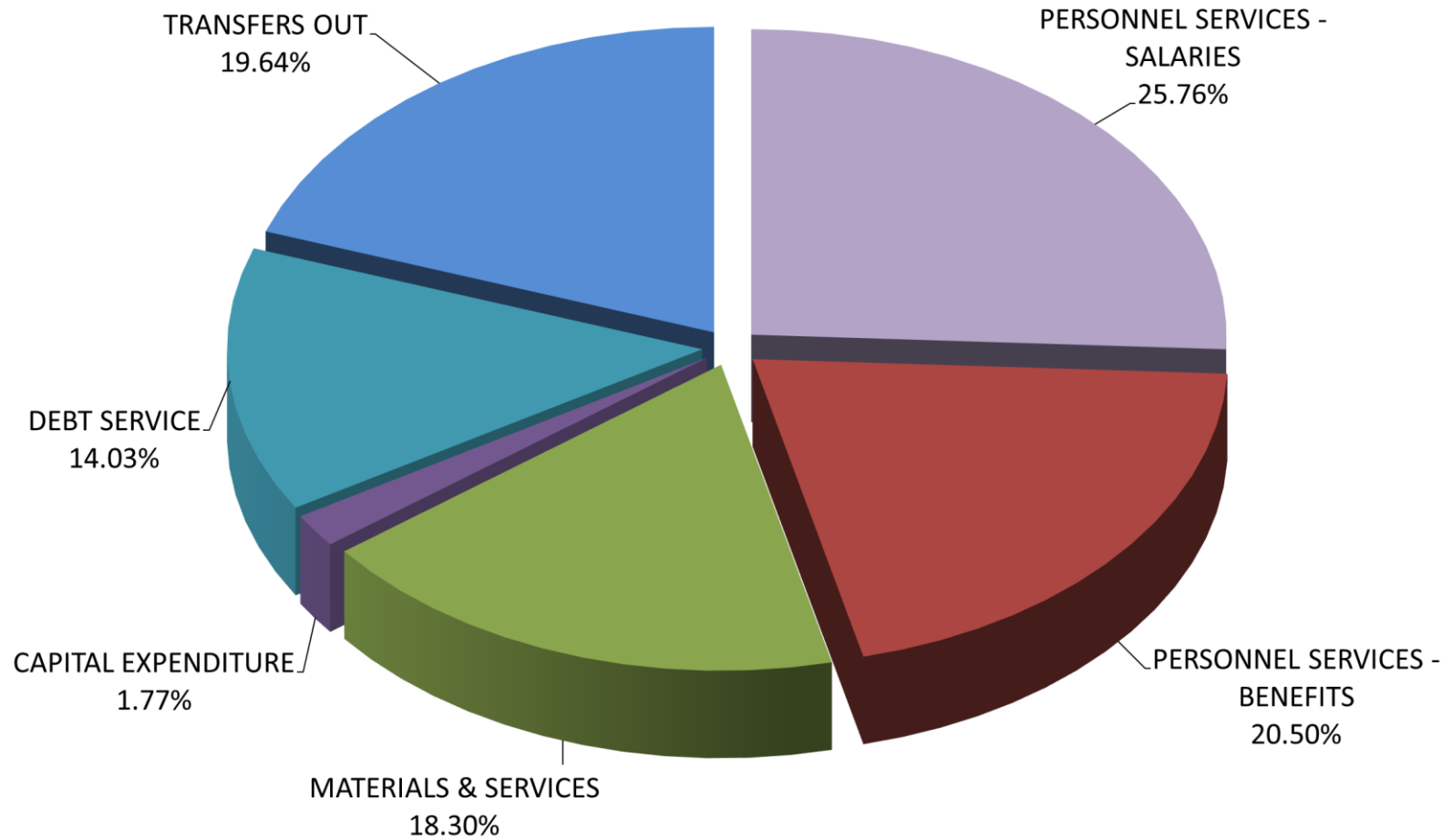
ENDING FUND BALANCE - Water Fund



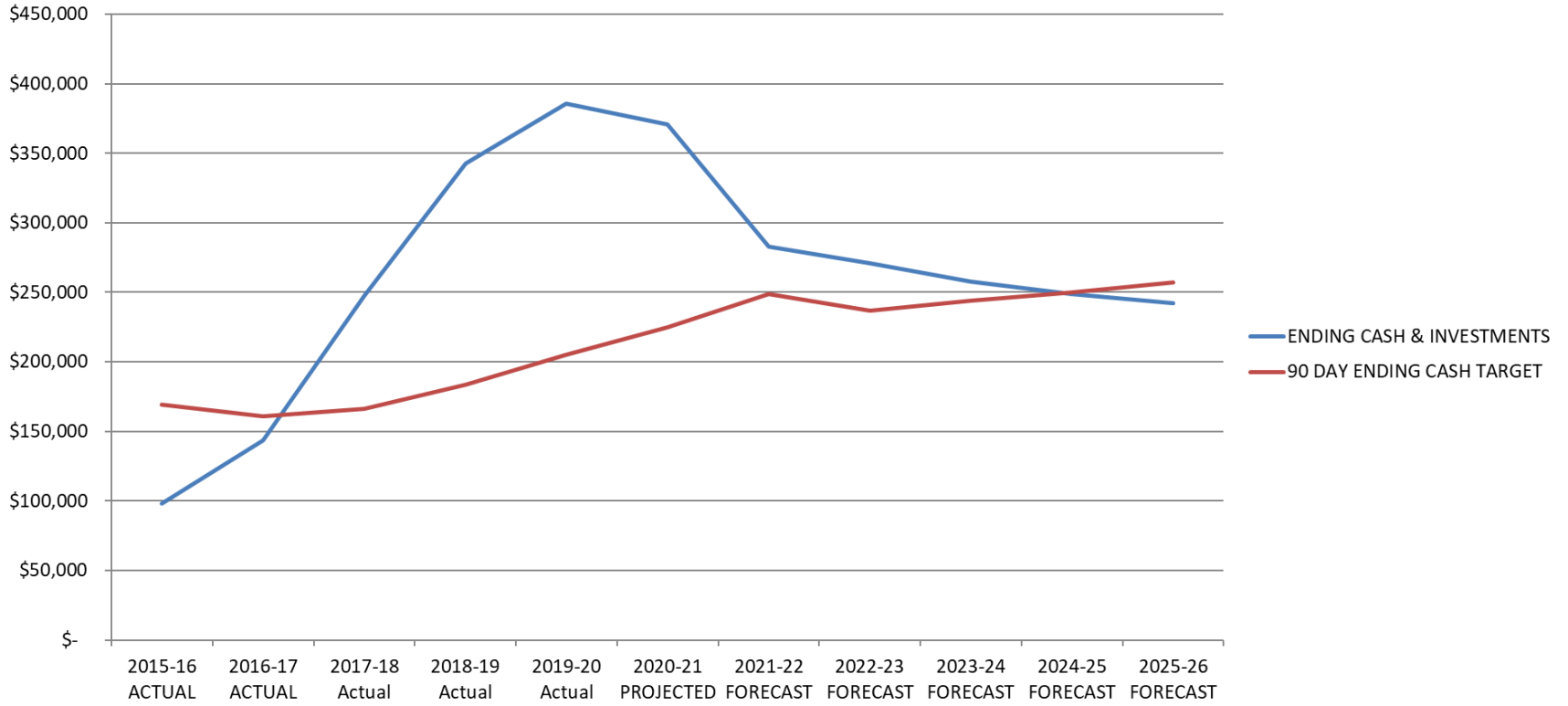
2021-22 SOURCES OF CASH - Sewer Fund



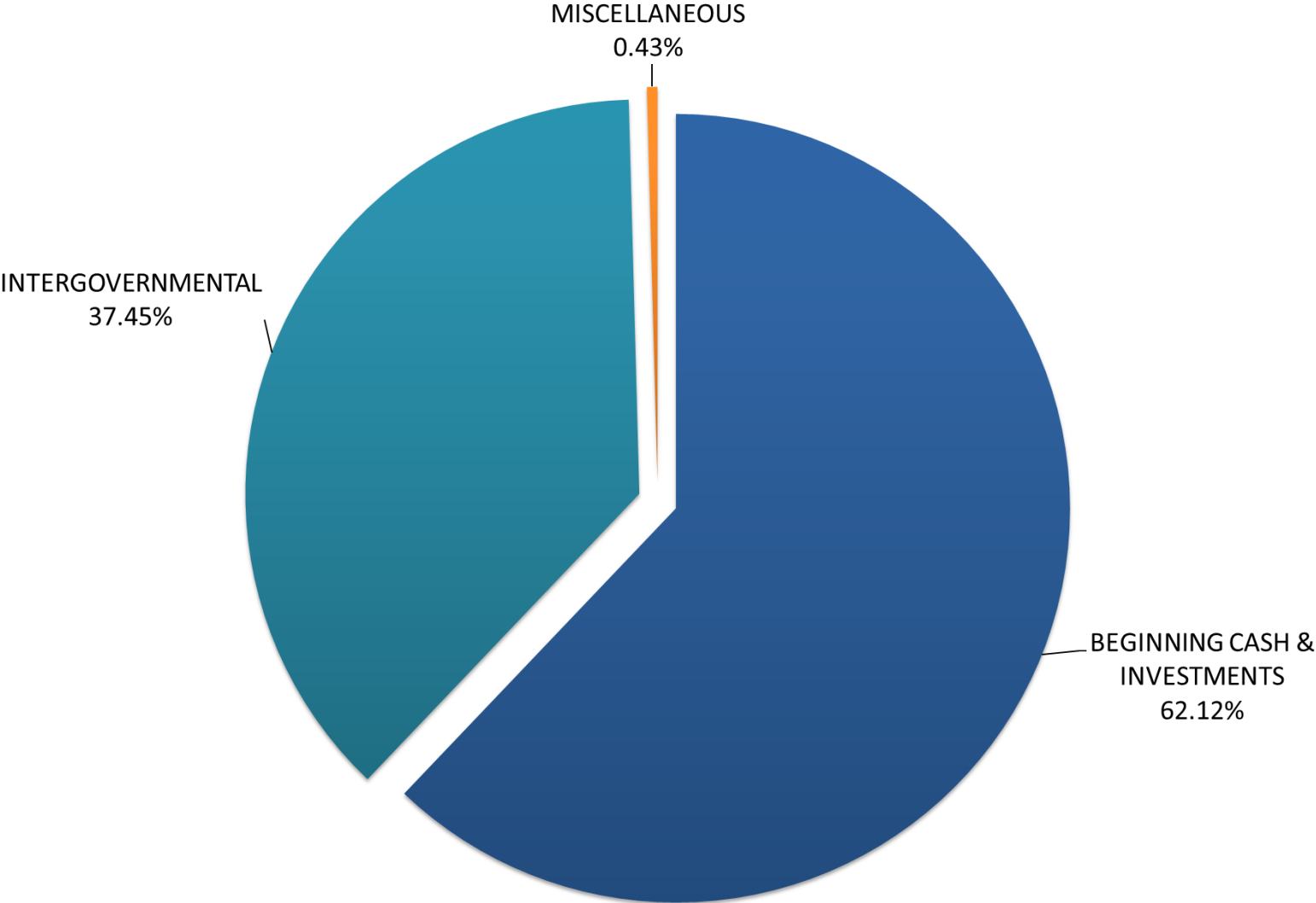
2021-22 USES OF CASH - Sewer Fund



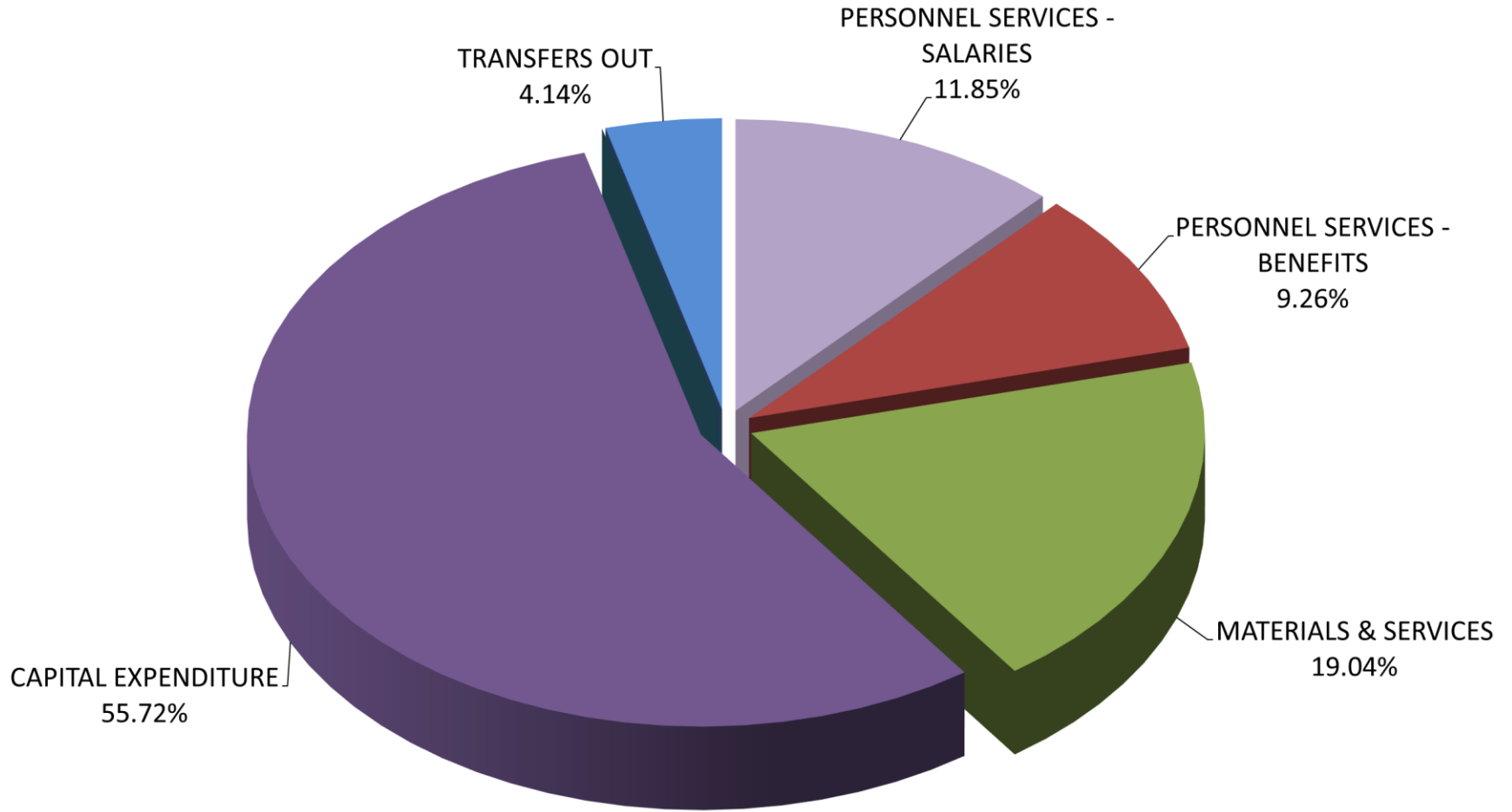
ENDING FUND BALANCE - Sewer Fund



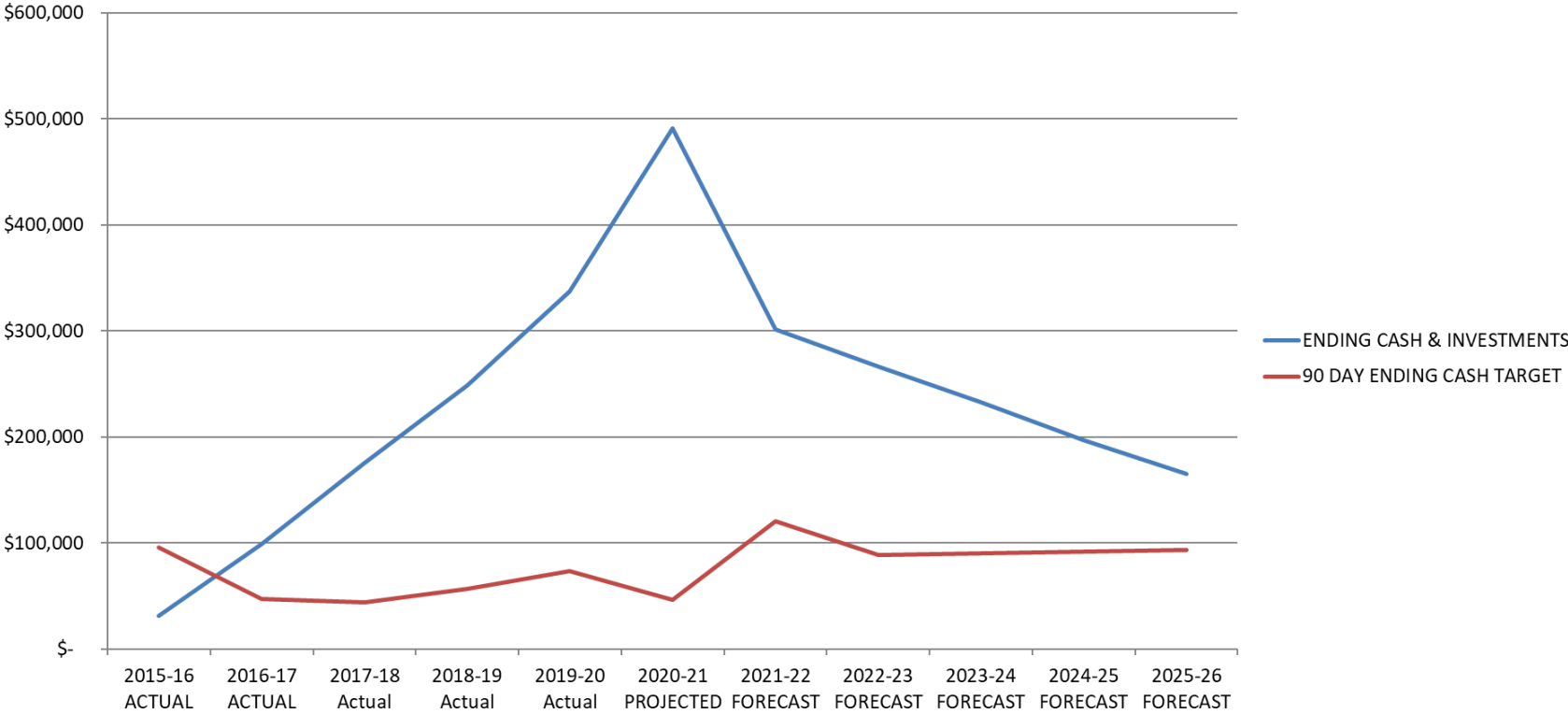
2021-22 SOURCES OF CASH - Street Fund



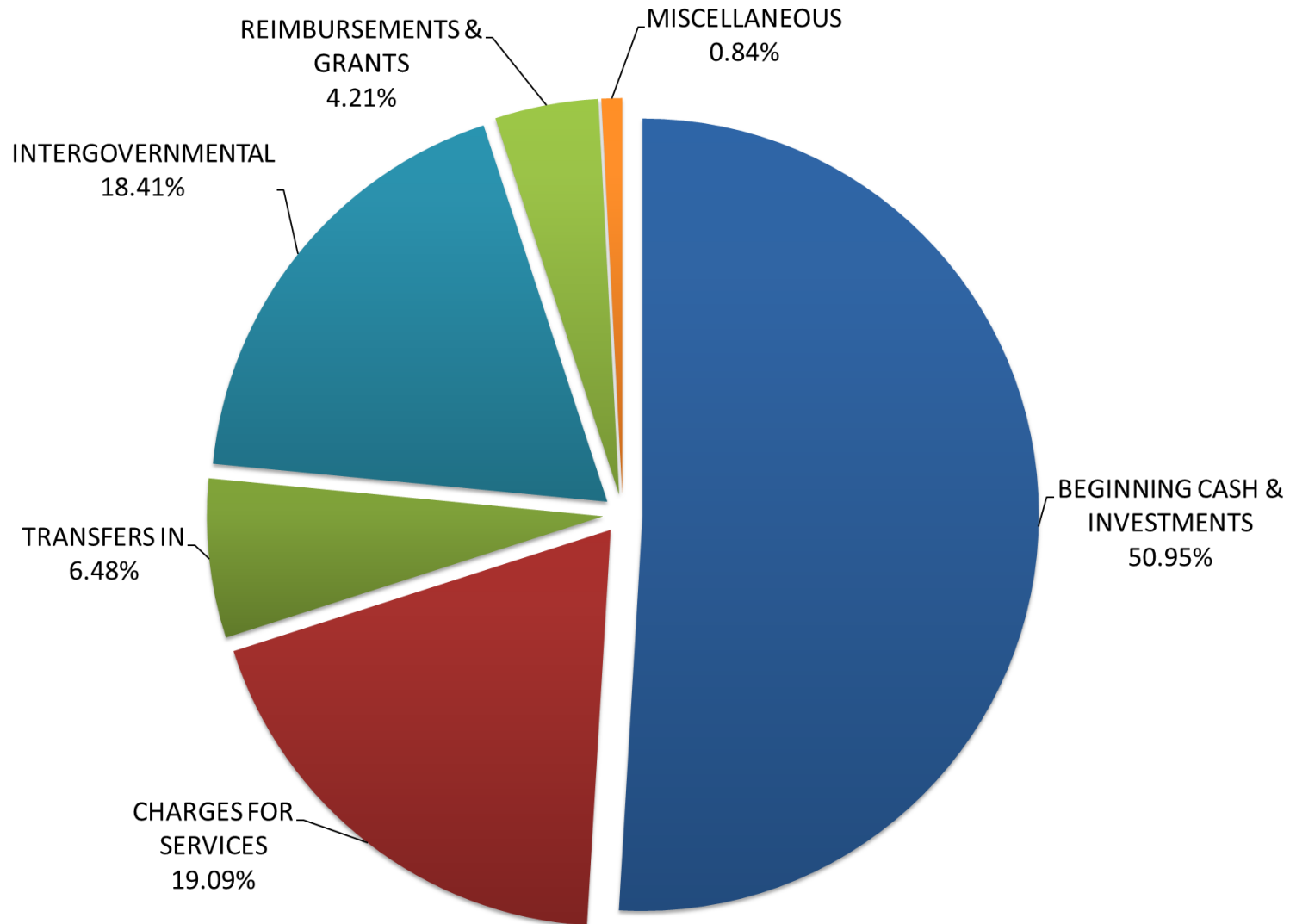
2021-22 USES OF CASH - Street Fund



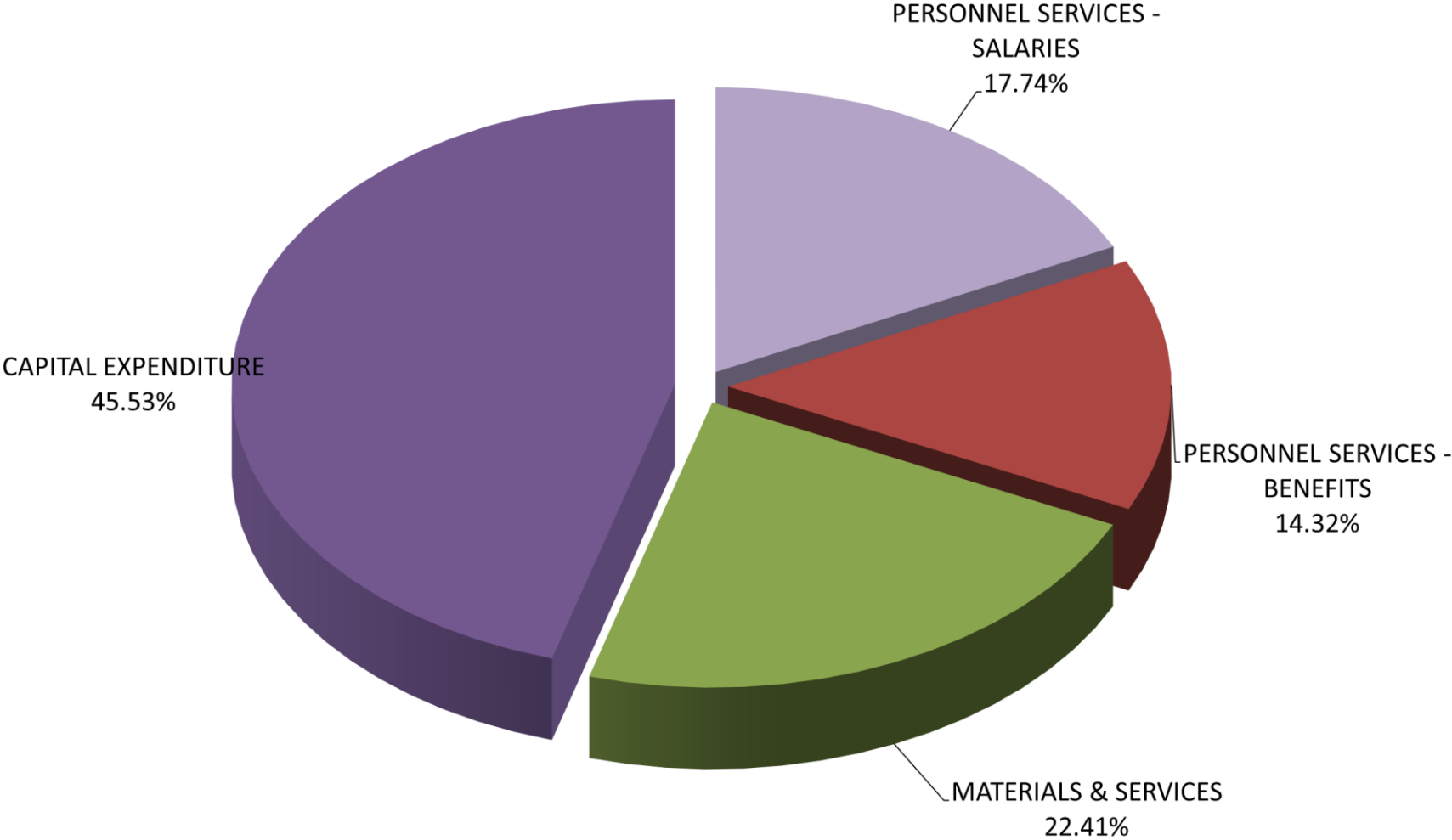
ENDING FUND BALANCE - Street Fund



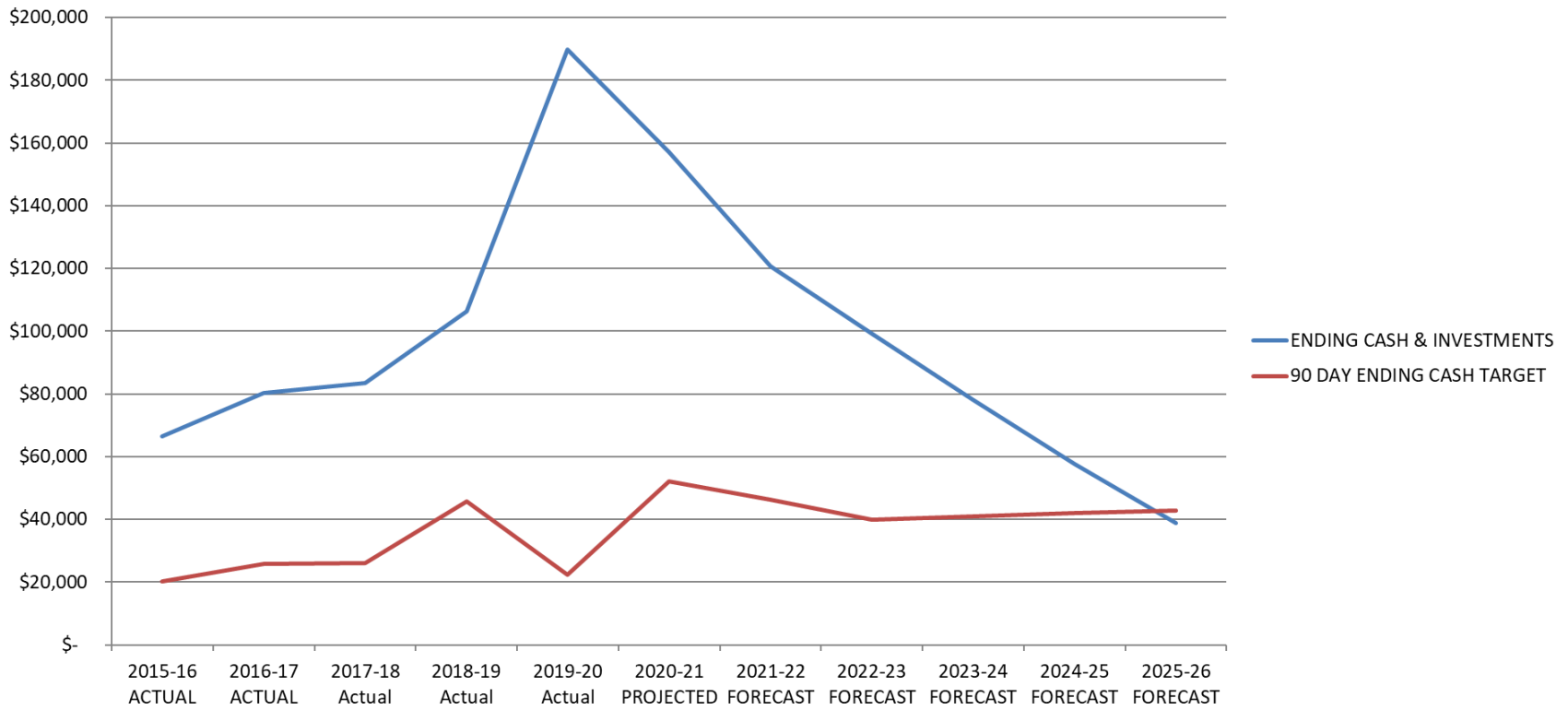
2021-22 SOURCES OF CASH - Park Fund



2021-22 USES OF CASH - Park Fund



ENDING FUND BALANCE - Park Fund



GENERAL FUND (010)

RESOURCES:

Account	Description	Historical Data			Budget for Next Year 2021-22		
		Actual 2018-19	Actual 2019-20	Adopted Budget 2020-21	Proposed by Budget Officer	Approved by Budget Committee	Adopted by Governing Body
	Available cash on hand	357,138	566,022	520,631	718,418		
OTHER RESOURCES							
010-400	Delinquent Taxes	33,706	27,007	26,400	19,000		
010-401	Donations/Fundraising	500	2,570	2,600	2,600		
010-402	Interest	17,554	19,473	18,200	5,000		
010-403	State Liquor Revenue	70,062	65,611	71,400	82,100		
010-404	Cigarette Tax	4,563	4,456	4,300	4,100		
010-405	Electric Franchise	160,479	157,004	161,300	163,900		
010-406	Gas Franchise	32,197	32,792	41,700	42,400		
010-407	Garbage Franchise	47,311	41,988	46,100	50,000		
010-408	Communication Franchise Fees	13,731	5,843	9,300	5,900		
010-409	Cable TV Franchise	22,219	25,572	25,500	22,600		
010-410	City Building Permits	154,679	74,862	60,000	45,000		
010-411	City Fees	51,845	31,019	35,000	35,000		
010-412	Court Revenue	62,177	44,856	48,000	48,000		
010-413	Miscellaneous Income	24	1	500	500		
010-414	Abatement	-	-	-	-		
010-415	Current Taxes	754,415	795,730	785,800	877,900		
010-416	Community Center Rental	2,970	1,400	2,600	600		
010-417	Reimbursement	133	12,303	300	300		
010-418	Newsletter Ads	3,985	6,365	3,600	6,600		
010-419	Lease/Rent Payments	8,532	9,024	8,100	9,000		
010-421	Corn Festival Income		1,890	25,000	25,000		
010-424	Miscellaneous Grants	8,000	18,500	18,500	20,200		
010-431	Fees in Lieu of Landscaping	-	-	-	10,000		
010-435	CRF Grant			120,115	-		
Transferred IN, from other funds							
010-425	From TSDC/Admin Services Reimbursement	68	83	200	200		
010-426	From Park SDC/Admin Services Reimbursement	68	83	200	200		
010-427	From Water SDC/Admin Services Reimbursement	95	83	200	200		
010-428	From Sewer SDC/Admin Services Reimbursement	68	83	200	200		
010-429	Administrative Fee From Water Fund	15,643	16,317	16,889	19,000		
010-430	Administrative Fee From Sewer Fund	15,526	16,564	17,144	19,000		
Total Resources		1,837,688	1,977,501	2,069,779	2,232,918	-	-

GENERAL FUND (010)
REQUIREMENTS FOR: ADMINISTRATION

Account	Description	Historical Data			Budget for Next Year 2021-22		
		Actual 2018-19	Actual 2019-20	Adopted Budget 2020-21	Proposed by Budget Officer	Approved by Budget Committee	Adopted by Governing Body
Personal Services							
010-500	Wages	110,026	109,736	113,000	124,000		
010-524	Payroll Benefits	58,518	69,406	73,000	81,800		
010-525	Unemployment	401	3,071	1,200	1,200		
010-529	Deferred Benefits Liability Reserve	-	-	3,400	3,800		
Total Personal Services		168,944	182,213	190,600	210,800	-	-
Full-Time Equivalent (FTE)		1.77	1.89	1.77	1.77		
Materials & Services							
010-601	Municipal Court/Peer Court	3,260	9,925	13,500	13,500		
010-603	City Attorney	16,180	26,195	30,000	43,600		
010-604	City Supplies	2,779	2,015	7,000	7,000		
010-605	Audit	3,213	3,306	3,400	3,500		
010-606	Planning and Zoning	21,760	31,604	45,000	45,000		
010-607	Dues & Fees	5,365	7,794	9,000	9,000		
010-608	Insurance	28,350	29,047	31,500	34,000		
010-609	Administrator Dues/Subscriptions	411	332	250	250		
010-610	Printing/Publishing	2,120	16,420	21,600	24,000		
010-611	Energy Costs	3,177	3,490	5,000	5,000		
010-612	Training & Travel	1,923	2,461	6,000	6,000		
010-613	Miscellaneous Expense	5,208	2,609	3,500	3,500		
010-614	Elected Officials Training/Travel	3,617	4,328	5,500	5,500		
010-615	County Building Permits	140,423	101,375	60,000	45,000		
010-616	Equipment Expense	5,723	3,963	9,000	9,000		
010-617	Telecommunications	1,317	1,425	1,600	1,600		
010-620	Consultant/Professional Services	-	1,085	5,000	7,500		
010-621	City Cleanup/Abatements	-	-	1,000	1,000		
010-622	Promotional Items	755	600	1,000	1,000		
010-624	Building Maintenance	4,843	10,219	5,500	5,500		
010-625	Economic Development/Partnership Support	1,000	-	1,000	-		
010-626	Comprehensive Plan Update	-	-	2,000	20,000		
010-627	Community Center	2,881	4,791	4,000	4,000		
010-629	Investment Expense/Rental Taxes	2,199	2,163	2,333	3,416		

Account	Description	Historical Data			Budget for Next Year 2021-22		
		Actual 2018-19	Actual 2019-20	Adopted Budget 2020-21	Proposed by Budget Officer	Approved by Budget Committee	Adopted by Governing Body
010-632	Administrator Professional Devlpmnt/Trvl	318	1,500	1,500	1,500		
010-638	Recreation Activities	-	8,443	12,000	15,000		
010-639	Corn Festival Expenses	-	-	25,000	25,000		
010-640	COVID-19 Materials/Community Support	-	-	100,115	-		
010-650	IT Services	767	1,728	13,500	13,500		
	Total Materials & Services	257,588	276,817	425,798	352,866	-	-
Capital Outlay							
010-800	Equipment	134	12,429	15,000	15,000		
010-801	Beautification Improvements	-	-	-	10,000		
010-803	Building Improvements	-	10,987	30,000	30,000		
010-804	Capital Projects		-	70,000	100,000		
010-805	COVID-19 Capital Improvements		-	20,000	-		
	Total Capital Outlay	134	23,416	135,000	155,000	-	-
	Total Requirements - Administration	426,667	482,446	751,398	718,666	-	-

GENERAL FUND (010)

Requirements NOT ALLOCATED to an Organizational Unit or Program

Account	Description	Historical Data			Budget for Next Year 2021-22		
		Actual 2018-19	Actual 2019-20	Adopted Budget 2020-21	Proposed by Budget Officer	Approved by Budget Committee	Adopted by Governing Body
Debt Service							
	Total Debt Service	-	-	-	-	-	-
Interfund Transfers							
010-850	To Police Fund	835,000	770,000	840,000	896,000		
010-851	To Park Fund	-	61,000	61,000	20,000		
010-852	To IIAFC Fund	-	5,000	5,000	5,000		
010-857	To Major Office Equipment Reserve	10,000	8,200	3,300	25,900		
	Total Interfund Transfers	845,000	844,200	909,300	946,900	-	-
					-		
010-900	Operating Contingency			231,087	249,834		
	Total Requirements NOT ALLOCATED	845,000	844,200	1,140,387	1,196,734	-	-
	Total Requirements for All Organizational Units	426,667	482,446	751,398	718,666	-	-
010-901	Reserved for Future Expenditure			177,994	317,518	-	-
	Ending Balance (Prior Years)	566,022	650,855				
010-902	Unappropriated Ending Fund Balance			-	-	-	-
	Total Requirements	1,837,688	1,977,501	2,069,779	2,232,918	-	-

POLICE FUND (011)

RESOURCES:

Account	Description	Historical Data			Budget for Next Year 2021-22		
		Actual 2018-19	Actual 2019-20	Adopted Budget 2020-21	Proposed by Budget Officer	Approved by Budget Committee	Adopted by Governing Body
	Available cash on hand	218,575	359,571	326,020	290,610		
OTHER RESOURCES							
011-400	Delinquent Taxes	7	8	10	10		
011-402	Interest	4,537	4,410	3,300	1,800		
011-403	Public Safety Fee	210,863	217,694	220,464	221,328		
011-409	Community Programs	2,565	146	2,900	2,900		
011-410	Seatbelt Diversion	-	-	700	700		
011-411	Ballistic Vest Grant	800	-	900	900		
011-412	Donations	-	-	-	-		
011-413	Miscellaneous Income	-	-	-	-		
011-414	Fees	1,291	805	600	600		
011-415	Towing Fees	6,845	2,225	2,600	2,600		
011-416	Police Reserves Fundraising	2,183	990	2,900	2,000		
011-417	Reimbursement	1,072	1,785	300	2,700		
011-418	ODOT Traffic Grants	3,131	1,401	8,500	8,500		
011-422	Pedestrian Enforcement Grant	6,438	3,000	-	-		
Transferred IN, from other funds							
011-425	From General Fund	835,000	770,000	840,000	896,000		
Total Resources		1,293,307	1,362,035	1,409,194	1,430,648	-	-

POLICE FUND (011)
REQUIREMENTS FOR: POLICE DEPARTMENT

Account	Description	Historical Data			Budget for Next Year 2021-22		
		Actual 2018-19	Actual 2019-20	Adopted Budget 2020-21	Proposed by Budget Officer	Approved by Budget Committee	Adopted by Governing Body
Personal Services							
011-500	Wages	435,203	476,007	515,000	522,000		
011-520	Unemployment	0.24	-	5,200	5,200		
011-521	Overtime	25,468	18,701	31,000	33,000		
011-524	Payroll Benefits	281,709	333,884	406,500	439,500		
011-527	Holiday Pay	17,158	17,829	19,000	20,000		
011-529	Deferred Benefits Liability Reserve	-	-	9,500	9,700		
Total Personal Services		759,539	846,422	986,200	1,029,400	-	-
Full-Time Equivalent (FTE)		6.50	7.50	7.50	7.50		
Materials & Services							
011-604	Office Supplies	2,411	2,246	3,200	3,200		
011-612	Training & Travel	5,209	2,357	8,500	8,500		
011-613	Miscellaneous Expense	860	991	500	500		
011-616	Dispatch & Records Management	86,096	99,231	117,031	120,542		
011-617	Telecommunications	4,381	5,170	5,400	5,400		
011-618	Police Reserves Fundraising Expenditures	1,424	990	1,160	2,000		
011-620	Consultant/Psychological Fees	681	395	2,000	2,000		
011-622	Fuel	3,652	19	-	-		
011-623	Vehicle Expenses/Fuel	22,504	16,345	20,100	20,100		
011-624	Office Maintenance & Repair	2,606	4,242	4,000	4,000		
011-631	Radio Repairs	41	578	1,500	1,500		
011-632	Radar Repairs	698	957	1,000	1,000		
011-633	Police Supplies	797	2,791	5,400	5,400		
011-634	Uniforms	2,191	2,488	5,000	5,000		
011-635	Firearms Training & Ammo	2,590	4,960	6,000	6,000		
011-636	Dues/Fees	8,497	10,776	10,500	10,500		

Account	Description	Historical Data			Budget for Next Year 2021-22		
		Actual 2018-19	Actual 2019-20	Adopted Budget 2020-21	Proposed by Budget Officer	Approved by Budget Committee	Adopted by Governing Body
011-648	Community Programs	2,559	4,351	3,360	3,360		
011-649	Equipment Expense	2,125	1,303	2,500	2,500		
011-650	IT Services	1,711	3,291	8,000	8,000		
011-651	Ballistic Vests	1,166	-	2,500	2,500		
	Total Materials & Services	152,198	163,480	207,651	212,002		
Capital Outlay							
011-800	Office Equipment	-	-	1,000	1,000		
011-809	Other Equipment	3,549	2,094	2,900	2,900		
011-810	Building Improvements & Equipment	450	143	1,500	1,500		
011-812	Weapons System	-	-	450	450		
	Total Capital Outlay	3,999	2,237	5,850	5,850	-	-
	Total Requirements - Police Department	915,736	1,012,138	1,199,701	1,247,252	-	-

Requirements NOT ALLOCATED for an Organizational Unit or Program

Interfund Transfers							
011-851	To Major Office Equipment Reserve	3,000	2,600	2,100	25,500		
011-852	To Vehicle Replacement Fund	15,000	15,000	15,000	15,000		
	Total Interfund Transfers	18,000	17,600	17,100	40,500	-	-
011-900	Operating Contingency	-	-	118,564	131,771		
	Total Requirements NOT ALLOCATED	18,000	17,600	135,664	172,271	-	-
	Total Requirements for All Organizational Units	915,736	1,012,138	1,199,701	1,247,252	-	-
011-901	Reserved for Future Expenditure	-	-	73,829	11,125		
	Ending Balance (Prior Years)	359,571	332,296				
011-902	Unappropriated Ending Fund Balance	-	-	-	-	-	-
	Total Requirements	1,293,307	1,362,035	1,409,194	1,430,648	-	-

WATER FUND (012)

RESOURCES:

Account	Description	Historical Data			Budget for Next Year 2021-22		
		Actual 2018-19	Actual 2019-20	Adopted Budget 2020-21	Proposed by Budget Officer	Approved by Budget Committee	Adopted by Governing Body
	Available Cash on Hand	267,346	407,712	334,551	384,310		
OTHER RESOURCES							
012-402	Interest	10,392	10,157	10,400	2,700		
012-413	Miscellaneous Income	852	2,504	500	500		
012-415	Meters and Parts	18,246	8,345	9,100	1,500		
012-417	Reimbursement	234	813	-	-		
012-418	Collections	804,125	824,627	851,600	894,300		
012-421	Fees	5,462	5,651	6,700	4,600		
Transferred IN, from other funds							
012-426	From Park Fund/PW Labor	26,656	-	-	-		
Total Resources		1,133,314	1,259,810	1,212,851	1,287,910	-	-

WATER FUND (012)
REQUIREMENTS FOR: PUBLIC WORKS

Account	Description	Historical Data			Budget for Next Year 2021-22		
		Actual 2018-19	Actual 2019-20	Adopted Budget 2020-21	Proposed by Budget Officer	Approved by Budget Committee	Adopted by Governing Body
Personal Services							
012-500	Wages	262,073	274,172	287,000	273,000		
012-521	Holiday Pay	-	-	1,500	1,600		
012-524	Payroll Benefits	152,855	184,661	190,000	210,500		
012-525	Unemployment	692	5,305	2,900	3,000		
012-529	Deferred Benefits Liability Reserve	-	-	4,200	4,300		
Total Personal Services		415,620	464,138	485,600	492,400	-	-
Full-Time Equivalent (FTE)		3.87	4.21	4.31	4.51		
Materials & Services							
012-604	Supplies	4,749	3,707	7,500	7,500		
012-605	Audit	3,213	3,306	3,306	3,400		
012-607	Dues/Fees/Contributions	10,373	18,183	20,000	20,000		
012-608	Insurance	7,186	7,341	8,250	9,400		
012-609	Administrator Dues/Subscriptions	411	332	250	250		
012-611	Energy Costs	48,441	44,815	50,091	52,816		
012-612	Training & Travel	2,877	3,250	5,500	5,500		
012-613	Miscellaneous Expense	640	1,495	2,000	2,000		
012-617	Telecommunications	2,705	2,833	4,000	4,000		
012-620	Consultant/Professional Services	-	-	30,000	30,000		
012-622	Fuel	3,487	3,142	4,500	4,500		
012-623	Motor Vehicle Expense	3,016	3,199	4,000	4,000		
012-624	Maintenance & Repairs	40,624	59,259	50,000	50,000		
012-625	Water Testing	3,746	3,548	4,000	4,000		
012-626	Engineering	-	-	3,000	-		
012-627	Water Box Deposit Refunds	5,250	-	-	-		
012-629	Investment Expense	1	1	1	1		
012-630	Tools	392	263	2,000	2,000		

Account	Description	Historical Data			Budget for Next Year 2021-22		
		Actual 2018-19	Actual 2019-20	Adopted Budget 2020-21	Proposed by Budget Officer	Approved by Budget Committee	Adopted by Governing Body
012-632	Administrator Professional Devlpmnt/Trvl	318	1,000	1,000	1,000		
012-634	Uniforms	649	585	850	1,000		
012-650	IT Services	1,063	1,703	2,500	2,500		
	Total Materials & Services	139,140	157,961	202,748	203,867	-	-
Capital Outlay							
012-807	Purchase of Equipment	134	875	15,000	15,000		
012-809	Replacement of Equipment	67	-	16,500	16,500		
012-810	Water Meters & Metering Equipment	24,896	8,268	25,000	25,000		
012-811	Fire Hydrants	-	-	7,400	7,400		
	Total Capital Outlay	25,098	9,142	63,900	63,900		
	Total Requirements - Public Works	579,858	631,241	752,248	760,167	-	-

Requirements NOT ALLOCATED for an Organizational Unit or Program

Debt Service							
012-870	OECD Special PW Fund Principal	26,020	77,832	-	-		
012-871	OECD Special PW Fund Interest	4,580	2,020	-	-		
	Total Debt Service	30,600	79,852	-	-	-	-
Interfund Transfers							
012-856	To Major Office Equipment Reserve	7,000	7,100	4,050	19,250		
012-857	To Vehicle Replacement Fund	10,000	10,000	-	-		
012-858	To Public Works Equipment Fund	7,500	20,000	80,000	80,000		
012-859	To Water Improvement Fund	75,000	100,000	100,000	100,000		
012-860	Administrative Fee to General Fund	15,643	16,317	16,889	19,000		
	Total Interfund Transfers	115,143	153,417	200,939	218,250	-	-
012-900	Operating Contingency			112,837	146,762		
	Total Requirements NOT ALLOCATED	145,743	233,270	313,776	365,012	-	-
	Total Requirements for All Organizational Units	579,858	631,241	752,248	760,167	-	-
012-901	Reserved for Future Expenditure			146,827	162,731		
	Ending Balance (Prior Years)	407,712	395,299				
	Total Requirements	1,133,314	1,259,810	1,212,851	1,287,910	-	-

SEWER FUND (13)

RESOURCES:

Account	Description	Historical Data			Budget for Next Year 2021-22		
		Actual 2018-19	Actual 2019-20	Adopted Budget 2020-21	Proposed by Budget Officer	Approved by Budget Committee	Adopted by Governing Body
	Available Cash on Hand	247,580	342,606	341,186	370,618		
OTHER RESOURCES:							
013-402	Interest	8,184	9,036	8,900	2,700		
013-413	Miscellaneous Income	75	410	100	100		
013-417	Reimbursement	133	8,313	100	-		
013-418	Collections	793,910	843,354	862,500	904,300		
013-419	Butler Farms Lease	9,241	9,762	9,400	9,400		
013-422	Fees	5,262	5,301	6,400	4,600		
Transferred IN, from other funds							
013-426	From Park Fund/PW Labor	24,005	-	-	-		
Total Resources		1,088,391	1,218,783	1,228,586	1,291,718	-	-

SEWER FUND (13)
REQUIREMENTS FOR: PUBLIC WORKS

Account	Description	Historical Data			Budget for Next Year 2021-22		
		Actual 2018-19	Actual 2019-20	Adopted Budget 2020-21	Proposed by Budget Officer	Approved by Budget Committee	Adopted by Governing Body
Personal Services							
013-500	Wages	247,728	259,560	272,000	260,000		
013-524	Payroll Benefits	143,289	174,343	179,000	199,700		
013-525	Unemployment	692	5,305	2,800	2,900		
013-529	Deferred Benefits Liability Reserve	-	-	3,800	4,300		
Total Personal Services		391,709	439,208	457,600	466,900	-	-
Full-Time Equivalent (FTE)		4.01	4.07	4.11	4.46		
Materials & Services							
013-604	Supplies	4,704	3,575	7,500	7,500		
013-605	Audit	3,213	3,306	3,339	3,434		
013-607	Dues And Fees	9,598	13,370	12,500	12,500		
013-608	Insurance	14,140	14,444	15,740	17,000		
013-609	Administrator Dues/Subscriptions	411	332	250	250		
013-611	Energy Costs	35,456	38,131	39,000	41,411		
013-612	Training & Travel	2,487	2,574	5,000	5,000		
013-613	Miscellaneous Expense	213	188	2,000	2,000		
013-617	Telecommunications	2,705	2,833	3,500	3,500		
013-620	Consultant/Professional Services	-	-	30,000	30,000		
013-621	Leased Property Taxes	1,011	1,091	1,124	1,117		
013-622	Fuel	3,487	3,142	3,500	3,500		
013-623	Motor Vehicle Expense	3,016	3,199	4,000	4,000		
013-624	Maintenance & Repairs	41,618	42,178	45,000	45,000		
013-626	Engineering	-	268	-	-		
013-628	Weed Spray	467	1,130	2,000	2,000		
013-629	Investment Expense	1	1	1	1		
013-630	Tools	392	263	2,000	2,000		
013-632	Administrator Professional Developmt/Trvl	318	1,000	1,000	1,000		
013-634	Uniforms	649	585	750	1,000		
013-650	IT Services	1,063	1,703	2,500	2,500		
Total Materials & Services		124,949	133,310	180,704	184,713	-	-

Account	Description	Historical Data			Budget for Next Year 2021-22		
		Actual 2018-19	Actual 2019-20	Adopted Budget 2020-21	Proposed by Budget Officer	Approved by Budget Committee	Adopted by Governing Body
Capital Outlay							
013-807	Purchase of Equipment	1,485	875	7,900	7,900		
013-809	Replacement of Equipment	67	-	10,000	10,000		
	Total Capital Outlay	1,552	875	17,900	17,900	-	-
	Total Requirements - Public Works	518,210	573,393	656,204	669,513	-	-

Requirements NOT ALLOCATED for an Organizational Unit or Program

Account	Description	Historical Data			Budget for Next Year 2021-22		
		Actual 2018-19	Actual 2019-20	Adopted Budget 2020-21	Proposed by Budget Officer	Approved by Budget Committee	Adopted by Governing Body
Debt Service							
013-870	OECD Special PW Fund Principal	73,010	78,400	78,802	84,286		
013-871	OECD Special PW Fund Interest	64,538	62,348	60,000	57,300		
	Total Debt Service	137,548	140,748	138,802	141,586	-	-
Interfund Transfers							
013-856	To Major Office Equipment Reserve	7,000	7,100	4,050	19,250		
013-857	To Vehicle Replacement Fund	10,000	10,000	-	-		
013-858	To Public Works Equipment Fund	7,500	10,000	20,000	60,000		
013-859	To Sewer Improvements Fund	50,000	75,000	100,000	100,000		
013-860	Administrative Fee to General Fund	15,526	16,564	17,144	19,000		
	Total Interfund Transfers	90,026	118,664	141,194	198,250	-	-
013-900	Operating Contingency			98,430	151,402		
	Total Requirements NOT ALLOCATED	227,574	259,411	378,426	491,238	-	-
	Total Requirements for All Organizational Units	518,210	573,393	656,204	669,513	-	-
013-901	Reserved for Future Expenditure			193,956	130,967		
	Ending Balance (Prior Years)	342,606	385,979				
	Total Requirements	1,088,391	1,218,783	1,228,586	1,291,718	-	-

STREETS FUND (014)

RESOURCES:

Account	Description	Historical Data			Budget for Next Year 2021-22		
		Actual 2018-19	Actual 2019-20	Adopted Budget 2020-21	Proposed by Budget Officer	Approved by Budget Committee	Adopted by Governing Body
	Available Cash on Hand	175,456	249,157	265,795	490,999		
OTHER RESOURCES:							
014-402	Interest	5,999	8,310	6,200	3,400		
014-413	Miscellaneous Income	-	-	-	-		
014-417	Reimbursement	1,288	18,177	1,000	-		
014-421	ODOT Pedestrian/Bicycle Program Grant	-	73,772	-	-		
014-422	Special City Allotment Grant	-	-	100,000	-		
014-423	ODOT Highway Tax Share	286,421	283,877	296,000	296,000		
Transferred IN, from other funds							
014-426	From Park Fund/PW Labor Reimbursement	11,251	-	-	-		
Total Resources		480,416	633,292	668,995	790,399	-	-

STREETS FUND (014)
REQUIREMENTS FOR: PUBLIC WORKS

Account	Description	Historical Data			Budget for Next Year 2021-22		
		Actual 2018-19	Actual 2019-20	Adopted Budget 2020-21	Proposed by Budget Officer	Approved by Budget Committee	Adopted by Governing Body
Personal Services							
014-500	Wages	55,431	56,366	60,000	58,000		
014-524	Payroll Benefits	34,991	40,387	45,000	43,500		
014-525	Unemployment	36	279	600	600		
014-529	Deferred Benefits Liability Reserve	-	-	1,200	1,200		
Total Personal Services		90,459	97,032	106,800	103,300	-	-
Full-Time Equivalent (FTE)		0.86	0.86	0.86	1.11		
Materials & Services							
014-605	Audit	3,213	3,306	3,339	3,434		
014-607	Dues/Fees	271	970	1,500	1,000		
014-608	Insurance	3,816	3,830	4,120	4,500		
014-612	Training and Travel	140	111	250	250		
014-613	Miscellaneous Expense	959	17	1,000	1,000		
014-622	Fuel	1,494	1,338	2,000	2,000		
014-623	Motor Vehicle Expense	3,016	3,164	4,000	4,000		
014-624	Maintenance & Repair	10,606	14,549	16,000	16,000		
014-626	Engineering/Surveying/Consultant	3,672	3,771	20,000	20,000		
014-629	Street Lights	38,756	37,623	38,110	38,000		
014-630	Tools	322	243	500	500		
014-650	IT Services	833	1,703	2,500	2,500		
Total Materials & Services		67,098	70,624	93,319	93,184	-	-
Capital Outlay							
014-806	Storm Drainage	-	-	-	-		
014-807	Purchase of Equipment	201	875	7,000	7,000		
014-808	Street Improvements	-	6,665	240,700	240,700		
014-809	Street Overlay	59,751	93,244	-	-		
014-810	Sidewalk/Curb Replacements	-	6,500	25,000	25,000		
Total Capital Outlay		59,952	107,284	272,700	272,700	-	-
Total Requirements - Public Works		217,509	274,939	472,819	469,184	-	-

Requirements NOT ALLOCATED for an Organizational Unit or Program

Account	Description	Historical Data			Budget for Next Year 2021-22		
		Actual 2018-19	Actual 2019-20	Adopted Budget 2020-21	Proposed by Budget Officer	Approved by Budget Committee	Adopted by Governing Body
Interfund Transfers							
014-856	To Major Office Equipment Reserve	1,000	1,000	1,000	-		
014-858	To Public Works Equipment Fund	12,500	20,000	15,000	20,000		
014-860	To Vehicle Replacement Fund	250	250	250	250		
	Total Interfund Transfers	13,750	21,250	16,250	20,250	-	-
014-900	Operating Contingency	-	-	70,922	73,415		
	Total Requirements NOT ALLOCATED	13,750	21,250	87,172	93,665	-	-
	Total Requirements for All Organizational Units	217,509	274,939	472,819	469,184	-	-
014-901	Reserved for Future Expenditure	-	-	109,004	227,550		
	Ending Balance (Prior Years)	249,157	337,103				
	Total Requirements	480,416	633,292	668,995	790,399	-	-

PARK FUND (015)
RESOURCES:

Account	Description	Historical Data			Budget for Next Year 2021-22		
		Actual 2018-19	Actual 2019-20	Adopted Budget 2020-21	Proposed by Budget Officer	Approved by Budget Committee	Adopted by Governing Body
	Available Cash on Hand	83,487	106,365	131,600	157,187		
OTHER RESOURCES:							
015-402	Interest	3,193	2,432	3,500	1,400		
015-412	Donations	26,300	-	-	-		
015-413	Miscellaneous Income	-	-	-	-		
015-417	Reimbursement	136	25	100	-		
015-419	Telecommunications Leases	54,402	58,987	56,500	58,300		
015-420	State Revenue Sharing Apportionment	44,927	48,208	50,000	56,800		
015-421	Park Improvements Grant	75,000	-	75,000	13,000		
015-422	Park Fees	1,075	540	1,000	600		
015-423	Park Vendors	2,830	2,380	3,700	1,200		
015-435	CRF Grant			1,290	-		
Transferred IN, from other funds							
015-425	From General Fund	-	61,000	61,000	20,000		
Total Resources		291,350	279,938	383,690	308,487	-	-

PARK FUND (015)
REQUIREMENTS FOR: PUBLIC WORKS

Account	Description	Historical Data			Budget for Next Year 2021-22		
		Actual 2018-19	Actual 2019-20	Adopted Budget 2020-21	Proposed by Budget Officer	Approved by Budget Committee	Adopted by Governing Body
Personal Services							
015-500	Wages	28,414	28,750	31,000	33,200		
015-524	Payroll Benefits	20,576	24,438	26,000	25,700		
015-525	Unemployment	-	-	400	300		
015-528	PERS Reserve	-	-	300	-		
015-529	Deferred Benefits Liability Reserve	-	-	800	800		
Total Personal Services		48,990	53,189	58,500	60,000	-	-
Full-Time Equivalent (FTE)		0.45	0.45	0.45	0.65		
Materials & Services							
015-610	Supplies	198	-	300	300		
015-611	Energy Costs	4,608	3,755	5,306	5,400		
015-612	Corn Festival Donation	3,500	-	-	-		
015-613	Miscellaneous Expense	785	101	500	500		
015-620	Equipment Maint.& Repairs	-	-	-	-		
015-622	Fuel	1,494	1,338	2,060	2,100		
015-624	Maintenance & Repair	20,370	21,754	25,500	25,500		
015-630	Tools	322	480	300	300		
015-635	Leased Property Taxes	3,786	3,844	3,960	4,080		
015-638	Recreation Activities	12,430	9	-	3,000		
015-640	COVID-19 Materials			1,290	-		
015-650	IT Services	823	1,654	750	750		
Total Materials & Services		48,317	32,935	39,966	41,930	-	-
Capital Outlay							
015-809	Replacement of Equipment	68	-	13,200	13,200		
015-810	Purchase of Equipment	329	-	2,000	2,000		
015-811	Site Improvements	9,182	3,336	105,000	60,000		
015-812	Major Repairs	-	-	10,000	10,000		
Total Capital Outlay		9,579	3,336	130,200	85,200	-	-
Total Requirements - Public Works		106,886	89,460	228,666	187,130	-	-

Requirements NOT ALLOCATED for an Organizational Unit or Program

Account	Description	Historical Data			Budget for Next Year 2021-22		
		Actual 2018-19	Actual 2019-20	Adopted Budget 2020-21	Proposed by Budget Officer	Approved by Budget Committee	Adopted by Governing Body
Interfund Transfers							
015-825	To Water Fund/PW Labor Reimbursement	26,656	-	-	-		
015-826	To Sewer Fund/PW Labor Reimbursement	24,005	-	-	-		
015-827	To Street Fund/PW Labor Reimbursement	11,251	-	-	-		
015-858	To Public Works Equipment Fund	500	500	500	500		
015-866	To Vehicle Replacement Fund	250	250	250	250		
015-899	To Park SDC Fund/Reimb Proj Expenses	15,437	-	-	-		
Total Interfund Transfers		78,099	750	750	750	-	-
015-900	Operating Contingency			34,106	28,182		
Total Requirements NOT ALLOCATED		78,099	750	34,856	28,932	-	-
Total Requirements for All Organizational Units		106,886	89,460	228,666	187,130	-	-
015-901	Reserved for Future Expenditure			120,168	92,425		
	Ending Balance (Prior Years)	106,365	189,728				
015-902	Unappropriated Ending Fund Balance			-	-	-	-
Total Requirements		291,350	279,938	383,690	308,487	-	-

PUBLIC WORKS EQUIPMENT FUND (016)

This fund is authorized and established by ordinance number 450 & continued by Resolution 10-18 on 06/11/2018 for the following specified purpose: for the purchase of equipment.

Year this reserve fund will be reviewed to be continued or abolished.
Date can not be more than 10 years after establishment.

Review Year: **2028**

RESOURCES:

Account	Description	Historical Data			Budget for Next Year 2021-22		
		Actual 2018-19	Actual 2019-20	Adopted Budget 2020-21	Proposed by Budget Officer	Approved by Budget Committee	Adopted by Governing Body
	Available Cash on Hand	180,183	209,620	165,671	240,935		
	OTHER RESOURCES						
016-402	Earnings from Temporary Investments	4,815	3,530	3,700	1,100		
016-417	Grants/Reimbursements	-	-	-	-		
016-436	Surplus Sale	-	-	-	-		
	Transferred IN, from other funds						
016-430	From Park Fund	500	500	500	500		
016-432	From Water Fund	7,500	20,000	80,000	80,000		
016-433	From Sewer Fund	7,500	10,000	20,000	60,000		
016-434	From Street Fund	12,500	20,000	15,000	20,000		
016-435	Loan Payments from OPRD Fund	-	-	-	-		
	Total Resources	212,998	263,650	284,871	402,535	-	-

REQUIREMENTS - PUBLIC WORKS

		ORG. UNIT					
Materials & Services							
016-601	Major Repairs	PUBLIC WORKS	-	-	15,000	15,000	
	Total Materials & Services		-	-	15,000	15,000	-
Capital Outlay							
016-810	Public Works Capital	PUBLIC WORKS	3,378	83,350	269,871	387,535	
	Total Capital Outlay		3,378	83,350	269,871	387,535	-
Interfund Transfers							
	Total Interfund Transfers		-	-	-	-	-
	Ending Balance (Prior Years)		209,620	180,300			
	Unappropriated Ending Fund Balance				-	-	-
	Total Requirements		212,998	263,650	284,871	402,535	-

SPECIAL PROJECTS FUND (17)

RESOURCES:

Account	Description	Historical Data			Budget for Next Year 2021-22		
		Actual 2018-19	Actual 2019-20	Adopted Budget 2020-21	Proposed by Budget Officer	Approved by Budget Committee	Adopted by Governing Body
	Available Cash on Hand	229,628	29	-	-	-	-
	OTHER RESOURCES						
017-402	Earnings from Temporary Investments	2,821	0	-	-	-	-
	Total Resources	232,448	30	-	-	-	-

REQUIREMENTS

Materials & Services

017-602	Project Services	65,840	-	-	-	-	-
	Total Materials & Services	65,840	-	-	-	-	-

Capital Outlay

017-801	Project Improvements	166,579	-	-	-	-	-
	Total Capital Outlay	166,579	-	-	-	-	-

Interfund Transfers

017-850	To Street Fund - SRTS Project Reimbursement	-	30	-	-	-	-
	Total Interfund Transfers	-	30	-	-	-	-

	Ending Balance (Prior Years)	29	-	-	-	-	-
	Unappropriated Ending Fund Balance						
	Total Requirements	232,448	30	-	-	-	-

SEWER IMPROVEMENT FUND (19)

This fund is authorized and established by ordinance number 450 & continued by Resolution 10-18 on 06/11/2018 for the following specified purpose: expenditures on sewer system.

Year this reserve fund will be reviewed to be continued or abolished.
Date can not be more than 10 years after establishment.

Review Year: 2028

RESOURCES:

Account	Description	Historical Data			Budget for Next Year 2021-22		
		Actual 2018-19	Actual 2019-20	Adopted Budget 2020-21	Proposed by Budget Officer	Approved by Budget Committee	Adopted by Governing Body
	Available Cash on Hand	200,893	241,127	298,028	725,432		
	OTHER RESOURCES						
019-402	Earnings from Temporary Investments	5,385	5,265	4,200	2,600		
019-417	Grants/Reimbursements	-	-	-	426,250		
	Transferred IN, from other funds						
019-420	From Sewer Fund	50,000	75,000	100,000	100,000		
	Total Resources	256,277	321,392	402,228	1,254,282	-	-

REQUIREMENTS - PUBLIC WORKS

Materials & Services							
019-601	Major Maintenance & Repairs	-	-	45,000	45,000		
019-603	Legal Fees	-	-	-	-		
019-604	Inflow & Infiltration	-	-	-	-		
019-626	Engineering/Surveying/Misc.Project Srvcs	15,150	13,578	45,000	45,000		
	Total Materials & Services	15,150	13,578	90,000	90,000	-	-
Capital Outlay							
019-800	Systems Improvements	-	8,361	312,228	1,164,282		
	Total Capital Outlay	-	8,361	312,228	1,164,282	-	-
Interfund Transfers							
019-851	Transfer to Sewer Fund	-	-	-	-	-	-
	Total Interfund Transfers	-	-	-	-	-	-
	Ending Balance (Prior Years)	241,127	299,453				
	Unappropriated Ending Fund Balance			-	-	-	-
	Total Requirements	256,277	321,392	402,228	1,254,282	-	-

VEHICLE REPLACEMENT FUND (20)

This fund is authorized and established by ordinance number 450 & continued by Resolution 10-18 on 06/11/2018 for the following specified purpose: Purchase of City Vehicles

Year this reserve fund will be reviewed to be continued or abolished. Date can not be more than 10 years after establishment.

Review Year: 2028

RESOURCES:

Account	Description	Historical Data			Budget for Next Year 2021-22		
		Actual 2018-19	Actual 2019-20	Adopted Budget 2020-21	Proposed by Budget Officer	Approved by Budget Committee	Adopted by Governing Body
	Available Cash on Hand	94,980	89,822	126,820	143,469		
OTHER RESOURCES							
020-402	Earnings from Temporary Investments	2,339	1,980	2,231	1,078		
020-417	Grants/Reimbursements	30,716	-	-	-		
020-451	Surplus Vehicle Sales	-	-	-	-		
Transferred IN, from other funds							
020-452	From Police Fund	15,000	15,000	15,000	15,000		
020-453	From City Reserve Fund	18,386	-	-	-		
020-455	From Water Fund	10,000	10,000	-	-		
020-457	From Sewer Fund	10,000	10,000	250	-		
020-460	From Street Fund	250	250	250	250		
020-466	From Park Fund	250	250	-	250		
Total Resources		181,921	127,302	144,551	160,047	-	-

REQUIREMENTS

Capital Outlay	ORG. UNIT							
020-810	Public Works Vehicles	PUBLIC WORKS	-	-	107,734	108,038		
020-811	Police Vehicles	POLICE DEPT	92,099	468	36,817	52,009		
Total Capital Outlay			92,099	468	144,551	160,047	-	-
Interfund Transfers								
Total Interfund Transfers			-	-	-	-	-	-
Ending Balance (Prior Years)			89,822	126,834				
Unappropriated Ending Fund Balance					-	-	-	-
Total Requirements			181,921	127,302	144,551	160,047	-	-

CITY RESERVE FUND (22)

This fund is authorized and established by resolution 3-99 & continued by Resolution 10-18 on 06/11/2018 for the following specified purpose: to be used as the city council sees fit for expansion or any other reason.

Year this reserve fund will be reviewed to be continued or abolished. Date can not be more than 10 years after establishment.

Review Year: 2028

RESOURCES:

Account	Description	Historical Data			Budget for Next Year 2021-22		
		Actual 2018-19	Actual 2019-20	Adopted Budget 2020-21	Proposed by Budget Officer	Approved by Budget Committee	Adopted by Governing Body
	Available Cash on Hand	61,642	44,759	44,342	29,625		
OTHER RESOURCES							
022-402	Earnings from Temporary Investments	1,503	970	900	900		
Transferred IN, from other funds							
022-404	From General Fund Transfer	-	-	-	-		
022-405	Miscellaneous Interfund Loan Payments	-	-	-	-		
022-406	From Water Fund Transfer	-	-	-	-		
022-407	From Sewer Fund Transfer	-	-	-	-		
022-413	Miscellaneous Income	-	-	-	15,000		
Total Resources		63,145	45,729	45,242	45,525	-	-

REQUIREMENTS

Materials & Services							
022-610	Miscellaneous Materials & Services	-	-	22,692	23,525		
022-611	Emergency	-	1,500	15,550	15,000		
Total Materials & Services		-	1,500	38,242	38,525	-	-
Capital Outlay							
022-802	Miscellaneous Capital Expense	-	-	7,000	7,000		
Total Capital Outlay		-	-	7,000	7,000	-	-
Interfund Transfers							
022-850	To Vehicle Replacement Fund	18,386	-	-	-	-	-
Total Interfund Transfers		18,386	-	-	-	-	-
022-901	Reserved for Future Expenditure			-	-	-	-
	Ending Balance (Prior Years)	44,759	44,229				
	Unappropriated Ending Fund Balance			-	-	-	-
Total Requirements		63,145	45,729	45,242	45,525	-	-

WATER SYSTEM DEVELOPMENT CHARGE FUND (24)

RESOURCES:

Account	Description	Historical Data			Budget for Next Year 2021-22		
		Actual 2018-19	Actual 2019-20	Adopted Budget 2020-21	Proposed by Budget Officer	Approved by Budget Committee	Adopted by Governing Body
	Available Cash on Hand	290,253	517,270	523,932	590,430		
OTHER RESOURCES							
024-402	Earnings from Temporary Investments	10,103	12,925	11,400	3,400		
024-417	Reimbursement	-	-	-	-		
024-420	Water SDC's	234,624	99,687	227,952	-		
Total Resources		534,980	629,882	763,284	593,830	-	-

REQUIREMENTS - PUBLIC WORKS

Materials & Services

024-610	SDC Administrative Services	-	-	-	-	-	-
024-626	Engineering/Surveying/Misc Project Srvcs	71	323	15,000	15,000		
Total Materials & Services		71	323	15,000	15,000	-	-

Capital Outlay

024-800	New System Development	-	36,997	728,084	558,630		
024-801	New Wells	17,545	5,162	20,000	20,000		
Total Capital Outlay		17,545	42,159	748,084	578,630	-	-

Interfund Transfers

024-852	To Gen Fund/Admn Services Reimbursement	95	83	200	200		
Total Interfund Transfers		95	83	200	200	-	-

024-901	Reserved for Future Expenditure	-	-	-	-		
	Ending Balance (Prior Years)	517,270	587,316				
	Unappropriated Ending Fund Balance			-	-	-	-
Total Requirements		534,980	629,882	763,284	593,830	-	-

MAJOR OFFICE EQUIPMENT RESERVE FUND (27)

This fund is authorized and established by resolution 3-99, renamed by Special Ordinance 485, & continued by Resolution 10-18 on 06/11/2018 for the following specified purpose: to accumulate and expend monies on computer systems, copiers and other major office equipment.

Year this reserve fund will be reviewed to be continued or abolished.
Date can not be more than 10 years after establishment.

Review Year: 2028

RESOURCES:

Account	Description	Historical Data			Budget for Next Year 2021-22		
		Actual 2018-19	Actual 2019-20	Adopted Budget 2020-21	Proposed by Budget Officer	Approved by Budget Committee	Adopted by Governing Body
	Available Cash on Hand	62,699	63,383	74,695	82,268		
OTHER RESOURCES							
027-402	Earnings from Temporary Investments	1,320	1,129	1,050	800		
027-413	Miscellaneous Income	-	-	-	-		
027-417	Grants/Reimbursements	3,122	2,162	-	-		
Transferred IN, from other funds							
027-425	From General Fund	10,000	8,200	3,300	25,900		
027-426	From Water Fund	7,000	7,100	4,050	19,250		
027-427	From Sewer Fund	7,000	7,100	4,050	19,250		
027-428	From Street Fund	1,000	1,000	1,000	-		
027-429	From Police Fund	3,000	2,600	2,100	25,500		
Total Resources		95,141	92,674	90,245	172,968	-	-

REQUIREMENTS

Capital Outlay	ORG. UNIT							
027-800	City Hall Equipment	ADMIN	8,428	5,349	32,434	53,163		
027-801	Public Works Equipment	PUBLIC WORKS	12,457	1,919	25,732	45,421		
027-802	Utilities Billing Equipment	PUBLIC WORKS	7,351	4,419	19,337	43,047		
027-803	Police Equipment	POLICE DEPT	3,522	9,062	12,742	31,337		
Total Capital Outlay			31,759	20,750	90,245	172,968	-	-
Ending Balance (Prior Years)			63,383	71,924				
Unappropriated Ending Fund Balance					-	-	-	-
Total Requirements			95,141	92,674	90,245	172,968	-	-

WATER IMPROVEMENT FUND (28)

This fund is authorized and established by ordinance number 450 & continued by Resolution 10-18 on 06/11/2018 for the following specified purpose: expenditures on water system

Year this reserve fund will be reviewed to be continued or abolished.
Date can not be more than 10 years after establishment.

Review Year: 2028

RESOURCES:

Account	Description	Historical Data			Budget for Next Year 2021-22		
		Actual 2018-19	Actual 2019-20	Adopted Budget 2020-21	Proposed by Budget Officer	Approved by Budget Committee	Adopted by Governing Body
	Available Cash on Hand	352,684	312,167	327,724	421,395		
OTHER RESOURCES							
028-402	Earnings from Temporary Investments	6,728	6,459	6,100	3,500		
Transferred IN, from other funds							
028-427	From Water Fund	75,000	100,000	100,000	100,000		
Total Resources		434,412	418,627	433,824	524,895	-	-

REQUIREMENTS - PUBLIC WORKS

Materials & Services		ORG. UNIT						
028-601	Reservoir Maintenance	PUBLIC WORKS	-	-	-	-		
028-602	Major Maintenance & Repairs	PUBLIC WORKS	-	8,140	15,000	15,000		
028-603	Legal Fees	PUBLIC WORKS	-	-	-	-		
028-626	Engineering/Surveying	PUBLIC WORKS	4,831	2,799	28,000	28,000		
Total Materials & Services			4,831	10,939	43,000	43,000	-	-
Capital Outlay								
028-803	System Improvements	PUBLIC WORKS	117,413	79,905	390,824	481,895		
028-804	Waterline Replacement	PUBLIC WORKS	-	-	-	-		
028-806	Major Equipment Replacement	PUBLIC WORKS	-	-	-	-		
Total Capital Outlay			117,413	79,905	390,824	481,895	-	-
028-901	Reserved for Future Expenditure		-	-	-	-		
	Ending Balance (Prior Years)		312,167	327,783				
	Unappropriated Ending Fund Balance				-	-	-	-
Total Requirements			434,412	418,627	433,824	524,895	-	-

SEWER SYSTEM DEVELOPMENT CHARGE FUND (29)

RESOURCES:

Account	Description	Historical Data			Budget for Next Year 2021-22		
		Actual 2018-19	Actual 2019-20	Adopted Budget 2020-21	Proposed by Budget Officer	Approved by Budget Committee	Adopted by Governing Body
	Available Cash on Hand	439,977	746,294	871,120	882,789		
OTHER RESOURCES							
029-402	Earnings from Temporary Investments	15,169	18,415	19,000	6,600		
029-413	Miscellaneous Income	-	-	-	-		
029-421	Sewer SDC's	291,216	123,731	282,900	-		
Total Resources		746,362	888,440	1,173,020	889,389	-	-

REQUIREMENTS - PUBLIC WORKS

Materials & Services		ORG. UNIT					
029-610	SDC Administrative Services	PUBLIC WORKS	-	-	-	-	
029-626	Engineering/Surveying/Mis Project Srvcs	PUBLIC WORKS	-	-	75,000	75,000	
Total Materials & Services			-	-	75,000	75,000	-
Capital Outlay							
029-800	New System Development	PUBLIC WORKS	-	-	1,097,820	814,189	
029-801	Land Aquisition	PUBLIC WORKS	-	-	-	-	
Total Capital Outlay			-	-	1,097,820	814,189	-
Interfund Transfers							
029-852	To Gen Fund/Admn Services		68	83	200	200	
Total Interfund Transfers			68	83	200	200	-
Ending Balance (Prior Years)			746,294	888,357			
Unappropriated Ending Fund Balance					-	-	-
Total Requirements			746,362	888,440	1,173,020	889,389	-

TRANSPORTATION SYSTEM DEVELOPMENT CHARGE FUND (30)

RESOURCES:

Account	Description	Historical Data			Budget for Next Year 2021-22		
		Actual 2018-19	Actual 2019-20	Adopted Budget 2020-21	Proposed by Budget Officer	Approved by Budget Committee	Adopted by Governing Body
	Available Cash on Hand	226,704	380,645	546,317	627,509		
OTHER RESOURCES							
030-402	Earnings from Temporary Investments	8,169	9,849	12,100	4,700		
030-421	Transportation SDC's	198,917	227,144	193,300	-		
Total Resources		433,790	617,638	751,717	632,209	-	-

REQUIREMENTS - PUBLIC WORKS

Materials & Services		ORG. UNIT						
030-610	SDC Administrative Services	PUBLIC WORKS	-	-	-	-		
030-626	Engineering/Surveying/Mis Project Srvcs	PUBLIC WORKS	-	-	30,000	30,000		
Total Materials & Services			-	-	30,000	30,000	-	-
Capital Outlay								
030-800	Transportation Improvements	PUBLIC WORKS	53,077	-	721,517	602,009		
030-801	1st & Main Intersection Improvements	PUBLIC WORKS	-	-	-	-		
030-802	1st Street Improvements	PUBLIC WORKS	-	-	-	-		
Total Capital Outlay			53,077	-	721,517	602,009	-	-
Interfund Transfers								
030-825	To Gnrl Fnd/Admnstrtv Srvcs Reimbrsmnt	PUBLIC WORKS	68	83	200	200		
Total Interfund Transfers			68	83	200	200	-	-
Debt Service								
030-870	Land Acquisition Principal		-	-	-	-	-	-
030-871	Land Acquisition Interest		-	-	-	-	-	-
Total Debt Service			-	-	-	-	-	-
030-902	Unappropriated Ending Fund Balance		-	-	-	-	-	-
	Ending Balance (Prior Years)		380,645	617,555				
Total Requirements			433,790	617,638	751,717	632,209	-	-

BIKEWAY/PEDESTRIAN FUND (31)

RESOURCES:

Account	Description	Historical Data			Budget for Next Year 2021-22		
		Actual 2018-19	Actual 2019-20	Adopted Budget 2020-21	Proposed by Budget Officer	Approved by Budget Committee	Adopted by Governing Body
	Available Cash on Hand	3,505	6,523	9,684	12,691		
OTHER RESOURCES							
031-402	Earnings from Temporary Investments	125	170	100	100		
031-420	ODOT Highway Tax Share	2,893	2,867	3,300	3,300		
Total Resources		6,523	9,561	13,084	16,091	-	-

REQUIREMENTS - PUBLIC WORKS

Materials & Services		ORG. UNIT				
031-624	Maintenance	PUBLIC WORKS	-	-	-	-
031-625	Surveying/Misc. Project Services	PUBLIC WORKS	-	-	-	-
031-626	Engineering Fees	PUBLIC WORKS	-	-	-	-
Total Materials & Services			-	-	-	-
Capital Outlay						
031-818	Construction	PUBLIC WORKS	-	-	13,084	16,091
Total Capital Outlay			-	-	13,084	16,091
Ending Balance (Prior Years)			6,523	9,561		
Total Requirements			6,523	9,561	13,084	16,091

PARK SYSTEM DEVELOPMENT CHARGE FUND (32)

RESOURCES:

Account	Description	Historical Data			Budget for Next Year 2021-22		
		Actual 2018-19	Actual 2019-20	Adopted Budget 2020-21	Proposed by Budget Officer	Approved by Budget Committee	Adopted by Governing Body
	Available Cash on Hand	66,990	201,584	87,309	41,276		
OTHER RESOURCES							
032-402	Earnings from Temporary Investments	3,170	2,356	2,900	700		
032-421	Parks SDC's	129,317	60,025	136,500	-		
032-431	Fees in Lieu of Park Dedication	-	-	-	10,000		
Transferred IN, from other funds							
032-426	From Park Fund/Reimb Proj Expenses	15,437	-	-	-		
Total Resources		214,914	263,965	226,709	51,976	-	-

REQUIREMENTS - PUBLIC WORKS

		ORG. UNIT						
Materials & Services								
032-610	SDC Administrative Services	PUBLIC WORKS	4,897	-	10,000	-		
032-615	Refunds	PUBLIC WORKS	-	-	-	-		
032-626	Engineering/Surveying/Misc Project Srvcs	PUBLIC WORKS	38	1,400	40,000	30,000		
Total Materials & Services			4,934	1,400	50,000	30,000	-	-
Capital Outlay								
032-800	Park Improvements	PUBLIC WORKS	8,328	-	49,209	-		
032-801	Land Acquisition	PUBLIC WORKS	-	966	-	-		
Total Capital Outlay			8,328	966	49,209	-	-	-
Interfund Transfers								
032-852	To Gen Fund/Admn Services Reimbursement		68	83	200	200		
032-853	To Park Fund/PW Labor Reimbursement		-	-	-	-		
Total Interfund Transfers			68	83	200	200	-	-
Debt Service								
032-870	Land Acquisition Principal		-	175,875	124,200	13,376		
032-871	Land Acquisition Interest		-	-	3,100	8,400		
Total Debt Service			-	175,875	127,300	21,776	-	-
Ending Balance (Prior Years)			201,584	85,640				
Total Requirements			214,914	263,965	226,709	51,976	-	-

STORM DRAINAGE SYSTEM DEVELOPMENT CHARGE FUND (34)

RESOURCES:

Account	Description	Historical Data			Budget for Next Year 2021-22		
		Actual 2018-19	Actual 2019-20	Adopted Budget 2020-21	Proposed by Budget Officer	Approved by Budget Committee	Adopted by Governing Body
	Available Cash on Hand	-	12,685	13,005	13,122		
OTHER RESOURCES							
034-402	Earnings from Temporary Investments	85	281	300	300		
034-421	Storm Drainage System Development Charge	12,600	-	-	-		
Total Resources		12,685	12,966	13,305	13,422	-	-

REQUIREMENTS

		<u>ORG. UNIT</u>					
Materials & Services							
034-610	SDC Administrative Services	PUBLIC WORKS	-	-	-	-	
034-626	Engineering/Surveying/Misc. Project Svcs	PUBLIC WORKS	-	-	-	-	
Total Materials & Services			-	-	-	-	-
Capital Outlay							
034-800	New System Development	PUBLIC WORKS	-	-	13,305	13,422	
Total Capital Outlay			-	-	13,305	13,422	-
Interfund Transfers							
034-850	To Street Fund-Basin1-B Reimbursement	PUBLIC WORKS	-	-	-	-	
Total Interfund Transfers			-	-	-	-	-
034-902 Unappropriated Ending Fund Balance			-	-	-	-	
Ending Balance (Prior Years)			12,685	12,966			
Total Requirements			12,685	12,966	13,305	13,422	-

OPRD LOCAL GOVERNMENT GRANTS FUND (35)

RESOURCES:

Account	Description	Historical Data			Budget for Next Year 2021-22		
		Actual 2018-19	Actual 2019-20	Adopted Budget 2020-21	Proposed by Budget Officer	Approved by Budget Committee	Adopted by Governing Body
	Available Cash on Hand	-	-	-	-	-	-
OTHER RESOURCES							
035-402	Earnings from Temporary Investments	-	-	-	-	-	-
035-413	Miscellaneous Income	-	-	-	-	-	-
035-425	OPRD Local Government Grant	-	-	-	-	-	-
035-426	LWCF Grant	-	-	-	-	-	-
Total Resources		-	-	-	-	-	-

REQUIREMENTS

		<u>ORG. UNIT</u>						
Materials & Services								
035-626	Engineering & Design	PUBLIC WORKS	-	-	-	-	-	-
Total Materials & Services			-	-	-	-	-	-
Capital Outlay								
035-806	Land Acquisition	PUBLIC WORKS	-	-	-	-	-	-
035-807	Park Development	PUBLIC WORKS	-	-	-	-	-	-
Total Capital Outlay			-	-	-	-	-	-
Interfund Transfers								
035-829	To Park SDC Fund/Land Acquisition		-	-	-	-	-	-
Total Interfund Transfers			-	-	-	-	-	-
Unappropriated Ending Fund Balance								
035-902	Ending Balance (Prior Years)		-	-	-	-	-	-
Total Requirements			-	-	-	-	-	-

**INVESTING IN AUMSVILLE FAMILIES AND CHILDREN FUND(36)
RESOURCES:**

Account	Description	Historical Data			Budget for Next Year 2021-22		
		Actual 2018-19	Actual 2019-20	Adopted Budget 2020-21	Proposed by Budget Officer	Approved by Budget Committee	Adopted by Governing Body
	Available Cash on Hand	3,041	3,411	6,313	11,213		
OTHER RESOURCES							
036-400	PARC Rec. Program Sponsorships	-	-	-	-		
036-401	PARC Donations	6,568	1,664	2,000	2,000		
036-402	Earnings from Temporary Investments	37	90	100	100		
036-410	PARC Program Grants and Fundraising	200	-	-	-		
Transferred IN, from other funds							
036-406	From General Fund	-	5,000	5,000	5,000		
Total Resources		9,845	10,164	13,413	18,313	-	-

REQUIREMENTS - PARK & RECREATION COMMISSION (PARC)

Materials & Services

036-604	PARC Rec Program Supplies/Volunteers Exp	6,435	1,031	13,413	18,313		
036-610	PARC Other Program Expenses	-	-	-	-		
Total Materials & Services		6,435	1,031	13,413	18,313	-	-

Capital Outlay

036-801	PARC Recreation Activities Program Equip	-	-	-	-		
Total Capital Outlay		-	-	-	-	-	-

036-902	Unappropriated Ending Fund Balance			-	-		
	Ending Balance (Prior Years)	3,411	9,133				
Total Requirements		9,845	10,164	13,413	18,313	-	-

**AUMSVILLE 2021/22 STAFF STEP PLANS 2% COLA
ADMINISTRATION**

CITY ADMINISTRATOR						
Step	Step	Step	Step	Step	Step	Step
1	2	3	4	5	6	7
\$8,533	\$8,917	\$9,318	\$9,737	\$10,175	\$10,633	\$11,112
FINANCE OFFICER						
Step	Step	Step	Step	Step	Step	Step
1	2	3	4	5	6	7
\$5,705	\$5,962	\$6,230	\$6,510	\$6,803	\$7,109	\$7,429
CITY CLERK						
Step	Step	Step	Step	Step	Step	Step
1	2	3	4	5	6	7
\$4,117	\$4,302	\$4,496	\$4,698	\$4,909	\$5,130	\$5,361
OFFICE ASSISTANT						
Step	Step	Step	Step	Step	Step	Step
1	2	3	4	5	6	7
\$3,458	\$3,614	\$3,777	\$3,947	\$4,125	\$4,311	\$4,505
UTILITY BILLING CLERK						
Step	Step	Step	Step	Step	Step	Step
1	2	3	4	5	6	7
\$2,594	\$2,711	\$2,833	\$2,961	\$3,094	\$3,233	\$3,379

PUBLIC WORKS DEPARTMENT

PUBLIC WORKS DIRECTOR						
Step	Step	Step	Step	Step	Step	Step
1	2	3	4	5	6	7
\$6,260	\$6,542	\$6,836	\$7,144	\$7,465	\$7,801	\$8,152
ASSISTANT PUBLIC WORKS DIRECTOR						
Step	Step	Step	Step	Step	Step	Step
1	2	3	4	5	6	7
\$5,621	\$5,874	\$6,138	\$6,414	\$6,703	\$7,005	\$7,320
UTILITY WORKER LEAD						
Step	Step	Step	Step	Step	Step	Step
1	2	3	4	5	6	7
\$4,406	\$4,604	\$4,811	\$5,027	\$5,253	\$5,489	\$5,736
UTILITY WORKER III						
Step	Step	Step	Step	Step	Step	Step
1	2	3	4	5	6	7
\$4,317	\$4,511	\$4,714	\$4,926	\$5,148	\$5,380	\$5,622
UTILITY WORKER II						
Step	Step	Step	Step	Step	Step	Step
1	2	3	4	5	6	7
\$3,928	\$4,105	\$4,290	\$4,483	\$4,685	\$4,896	\$5,116

UTILITY WORKER I						
Step	Step	Step	Step	Step	Step	Step
1	2	3	4	5	6	7
\$3,390	\$3,543	\$3,702	\$3,869	\$4,043	\$4,225	\$4,415

POLICE DEPARTMENT

CHIEF OF POLICE						
Step	Step	Step	Step	Step	Step	Step
1	2	3	4	5	6	7
\$6,410	\$6,698	\$6,999	\$7,314	\$7,643	\$7,987	\$8,346

POLICE LIEUTENANT						
Step	Step	Step	Step	Step	Step	Step
1	2	3	4	5	6	7
\$6,097	\$6,371	\$6,658	\$6,958	\$7,271	\$7,598	\$7,940

POLICE SERGEANT						
Step	Step	Step	Step	Step	Step	Step
1	2	3	4	5	6	7
\$5,127	\$5,358	\$5,599	\$5,851	\$6,114	\$6,389	\$6,676

POLICE OFFICER						
Step	Step	Step	Step	Step	Step	Step
1	2	3	4	5	6	7
\$4,186	\$4,374	\$4,571	\$4,777	\$4,992	\$5,217	\$5,452

RECRUIT I						
Step						
1						
\$3,272						

RECRUIT II						
Step						
1						
\$3,207						

POLICE SUPPORT SPECIALIST						
Step	Step	Step	Step	Step	Step	Step
1	2	3	4	5	6	7
\$3,680	\$3,846	\$4,019	\$4,200	\$4,389	\$4,586	\$4,792

CERTIFICATION INCENTIVE PAY: Intermediate Certificate - \$100.00 Monthly
Advanced Certificate - \$150.00 Monthly

**Note - Lieutenant and Chief of Police do not receive incentive pay for certificates, as they are required and included in the pay scale.

FTE's PLANNED 7/1/21 - 6/30/22

POSITION	GENERAL WATER SEWER STREETS PARKS POLICE					TOTAL	FTE	FTE DISTRIBUTION					
	GENERAL	WATER	SEWER	STREETS	PARKS			POLICE	GENERAL	WATER	SEWER	STREETS	PARKS
City Administrator	29%	33%	33%	5%	0%	100.00%	1.00	0.29	0.33	0.33	0.05	-	-
Finance Officer	18%	40%	40%	2%	0%	100.00%	1.00	0.18	0.40	0.40	0.02	-	-
Office Assistant	22%	38%	38%	2%	0%	100.00%	1.00	0.22	0.38	0.38	0.02	-	-
City Clerk	22%	38%	38%	2%	0%	100.00%	1.00	0.22	0.38	0.38	0.02	-	-
Utility Billing Clerk	10%	45%	45%			100.00%	0.75	0.075	0.3375	0.3375	-	-	-
Office Assistant	20%	40%	40%				1.00	0.20	0.40	0.40	-	-	-
CITY COUNCIL	33%	33%	33%				0.24	0.08	0.08	0.08			
Police Support Specialist	50%					50%	100.00%	1.00	0.50	-	-	-	0.50
PW Director	0%	45%	40%	10%	5%	100.00%	1.00	-	0.45	0.40	0.10	0.05	-
Assistant PW Director --M.E.	0%	40%	40%	10%	10%	100.00%	1.00	-	0.40	0.40	0.10	0.10	-
Utility Worker II T.C.	0%	35%	35%	20%	10%	100.00%	1.00	-	0.35	0.35	0.20	0.10	-
Utility Worker II B.B.	0%	35%	35%	20%	10%	100.00%	1.00	-	0.35	0.35	0.20	0.10	-
Utility Worker II M.W.	0%	35%	35%	20%	10%	100.00%	1.00	-	0.35	0.35	0.20	0.10	-
Utility Worker I - NEW	0%	30%	30%	20%	20%	100.00%	1.00	-	0.30	0.30	0.20	0.20	-
Extra Public Works Labor	0%	10%	5%	15%	70%	100.00%	-	-	-	-	-	-	-
CHIEF OF POLICE						100%	1.00						1.00
SERGEANT						100%	1.00						1.00
COMM RES OFFICER						100%	1.00						1.00
PATROL OFFICER 4						100%	1.00						1.00
PATROL OFFICER 5						100%	1.00						1.00
PATROL OFFICER 6						100%	1.00						1.00
PATROL OFFICER 7						100%	1.00						1.00
TOTAL 2021-22							19.99	1.77	4.51	4.46	1.11	0.65	7.50
2020-21								1.77	4.31	4.11	0.86	0.45	7.50
change								-	0.20	0.35	0.25	0.20	-