



Annual Budget

Fiscal Year 2022-2023

Table of Contents

Budget Committee Members	i
Budget Message.....	ii
Budget Highlights.....	v
Operating Funds Charts	xii
Budget Details	1
General Fund (010)	1
Police Fund (011)	4
Water Fund (012).....	7
Sewer Fund (013).....	10
Street Fund (014)	13
Park Fund (015).....	16
Public Works Equipment Fund (016)	19
Special Projects Fund (017).....	20
Sewer Improvement Fund (019).....	21
Vehicle Replacement Fund (020).....	22
City Reserve Fund (022)	23
Water System Development Charge Fund (024)	24
Major Office Equipment Reserve Fund (027)	25
Water Improvement Fund (028).....	26
Sewer System Development Charge Fund (029)	27
Transportation System Development Charge Fund (030)	28
Bikeway/Pedestrian Fund (031).....	29
Park System Development Charge Fund (032)	30
Storm Drainage System Development Charge Fund (034)	31
OPRD Local Government Grants Fund (035).....	32
Investing in Aumsville Families and Children Fund (036)	33
2022-2023 Salary Step Plan	34

City of Aumsville, Oregon
Fiscal Year 2022-2023 Budget

Aumsville Budget Committee

Council Members

Citizen Members

Mayor Derek Clevenger

Tammy Bennett

Nico Casarez

Douglas Cox

Angelica Ceja

Amy Evans

Doug Ecclestone

Kim Ferguson

Scott Lee

Ray Mandyck

Della Seney

Katie Wallace

Walter Wick

Karla Willmschen

Aumsville Budget Message

2022-2023

To: Mayor Clevenger and Budget Committee Members

From: Ron Harding, Budget Officer
Joshua Hoyer, Finance Officer

Date: May 10, 2022

I am pleased to present to the council and community a sustainable budget outlook for our community for the immediate future. Despite a challenging year of closures due to Covid -19 our community has shown is resiliency to the challenging times. The proposed budget has many positive attributes to our city operations now and in the future. The Proposed Fiscal Year 2022-2023 City of Aumsville budget will continue to fund the high-quality city services that Aumsville has come to expect and rely on, while focusing on some of the projects including downtown business district improvements, park projects and continuing community engagement opportunities.

This budget document provides a summary of proposed revenues and expenditures within each fund and utilizes economic guidance from various local and regional agencies, as well as programmed salary step plans and benefits. It also anticipates various improvement projects and other major purchases as outlined by the city's capital improvement plans and approved by the city council.

This year we expect to see very little new construction and corresponding revenues, including system development charges, over our previous budget cycle. We expect to see all other revenues to increase this year based on a standard inflationary rate.

We continue to work toward city council goals, and our budget continue to include a downtown beautification project and a small business village project to enhance community events, formation of an arts program and continuation of the city community outreach activities to include community events.

The following financial policies are proposed to help the City maintain fiscal stability while continuing to provide a high level of service to those in its community:

- The City will operate on a structurally balanced budget. Ongoing operating expenses will be paid from operating revenues. One-time expenses will be spent from one-time resources, such as surplus funds, grants, capital reserves, development fees, etc.
- The City will maintain an ending fund balance equal to at least 90 days of operating expenses within each of its operating funds, in order to provide resources adequate to cover operating expenses which occur at the beginning of the next fiscal year before the city receives property taxes, charges for services, and other resources.

- The City will continue the current level of service in all departments of operation, while also creating an additional full-time Utility Worker position in Public Works, a temporary half-time office assistant position at City Hall, and expanding the current .75 FTE Utility Billing Clerk position to full-time.
- The City will pursue grants or other funding assistance, where practical, to aid in completing projects outlined in the City's capital improvement plans.

The proposed 2022-23 fiscal year budget builds on significant steps taken by the City to help recover and sustain a healthy financial position. The scheduled 3% water and sewer rate increases help to offset the rising operating costs incurred from those services. Each department has implemented what we refer to as a hold-the-line budget, in which the appropriation for expenditures listed under the Materials & Services category are anticipated to be level with the current year's spending authority. Variation from these expenditure levels was discussed with the department heads to explain why additional resources will be needed. The city council and staff continue to work toward challenges in improving our community infrastructure and the city has positioned itself to accomplish many needed projects.

To ensure service levels are supported throughout the community, the City will continue to employ adequate staffing levels in each department, with the addition of a part-time office assistant position (.5 FTE) and the new utility worker position discussed in the previous fiscal year. This includes 6.5 full-time employees at City Hall, 6 at Public Works, and 8 employees in the Police Department.

Personnel Services are anticipated to increase by an average of about 14.43% across the various operating funds as a result of the added positions, employee step increases, a 6% Cost of Living Adjustments to the salary plan in response to aggressive inflation in CPI, and a 2.5% increase in health, dental and vision benefits provided through Citycounty Insurance Services.

There are no major changes to the accounting policies of the City of Aumsville. To ensure observance of limitations and restrictions placed on the use of the money available to the city, the accounts are maintained in accordance with the principles of "fund accounting." This is the procedure by which revenues and expenditures for various purposes are classified, for accounting and reporting purposes, in account groups that are in accordance with activities or objectives specified under an adopted budget. These various accounts are called funds and are grouped into Governmental Fund, Proprietary Fund, and Fiduciary Fund categories and the following five fund types:

- General Fund
- Enterprise Funds
- Special Revenue Funds
- Reserve Funds
- Debt Service Fund

The basis of accounting utilized by the city closely resembles the cash basis of accounting; whereby revenues are recognized when received rather than when earned, and expenditures are recognized when paid rather than when the obligations are incurred.

The budget sheets comprise the actual resources and expenditures from the audits of two prior years, the current year's adopted budget, the projected actual resources and expenditures for the current year, and

a proposed budget for next year. Funds are divided into the following category levels: Personal Services, Materials & Services, Capital Outlay, Transfers, Debt Service, Operating Contingency, Reserved for Future Expenditure, and Unappropriated Ending Fund Balance.

A copy of this proposed budget is available for review on the city's website and will be available at City Hall when normal operations resume.

Thank you,

Ron Harding - City Administrator
Joshua Hoyer - Finance Officer



Mayor Clevenger Della Seney Angie Ceja Nico Casarez Doug Ecclestone Scott Lee Walter Wick

The Aumsville City Council is pleased to present these budget highlights for the community. The entire budget follows, so our community can look over the budget details. Our hope is this page will provide a quick snapshot of important pieces of our budget. There are lots of exciting things going on in the city and our community has a lot to be proud of.

2022-2023 Budget = \$18,383,969
\$946,000 from property taxes

This budget shows the value in maintaining a proactive, healthy financial position. The budget committee continues to make prudent and conservative choices. We want to thank them for their work; in just a couple of years we have made remarkable progress.

In this year's budget you will see some familiar projects as some of them will take multiple years to complete. It is also good to continue to remind the community of our challenges and how they may impact you in the future.

The city's financial position continues to improve although events like COVID-19, natural disasters like the Ice storms and even the historical inflation have impacts that can move the city's financial position up or down. We weather those events by being proactive in managing long term forecasts and good financial policies which leads to sound financial planning. This year our community is faced with unprecedented inflation which causes great strain on all of us. The city council is mindful not only about the needs of the city as a whole but the needs of individuals within our community. They are pausing some financial planning policies that would raise utility rates consistent with the rate of inflation for now. This new policy could not be sustained long term but it may help provide some relief for residents in the short term. We have a lot to do and many challenges ahead but we're working to meet those challenges.

GENERAL FUND

The budget estimates General Fund resources of \$2,420,973.

The general fund is our most flexible pool of resources. Transfers from this fund help support police and park services as well as special projects to meet the city council's goals for our community. The revenues are made of property taxes, fees for services provided by the city, franchise agreements, and new construction permits. Special projects to implement the city's vision are all included in this general fund budget. The city will maintain a 90-day cash reserve and continue to meet the expectations of our community.

SATURDAY MARKET



Saturday Market is expanding to every Saturday, starting in June and going until mid-September. We have already seen increased vendor excitement and have lots of events planned starting with the first Market coinciding with the Superhero carnival on June 25th.

Maude's Grand Opening will occur at the June 25th 2022 Saturday Market. Thanks to Marion County Community Prosperity grants, T-Mobile Hometown grants, Pacific Power Foundation and dedicated city staff who constructed the building!

COMMUNITY CENTER KITCHEN

The community center kitchen remodel is complete. The kitchen is very usable for the space now and will provide many years of service to the community. Members of the public may rent the community center for birthday parties, graduations, retirements and any special occasion needs. We received a grant from Pacific Power Foundation, and the remainder of the costs came from the building maintenance fund. The project was completed below the initial cost estimates, thanks to our own staff working to complete the remodel.





The City dedicates all of its received property tax revenue and the public safety fee revenue to maintaining our police protection. Continuing to protect and serve the Aumsville community.

A priority for our city is to continue the tradition of hosting great community events for the entire family. With the urgent threat of COVID behind us we can again focus on creating a healthy community by bring our residents together for these celebrations.

Party in the Park August 19, 2022

Corn Festival Parade August 20, 2022



Last year the Corn Festival was recognized as a statewide heritage event by Oregon State Parks



CHALLENGES

We have major water and wastewater projects on the horizon.



We need to address stormwater.

We were able to secure nearly four million dollars in grant funding to build a new water reservoir and two new drinking water wells. This would have cost an additional \$20.00 per month in increased utility rates but the grants allow these improvements with no additional cost to our utility customers.



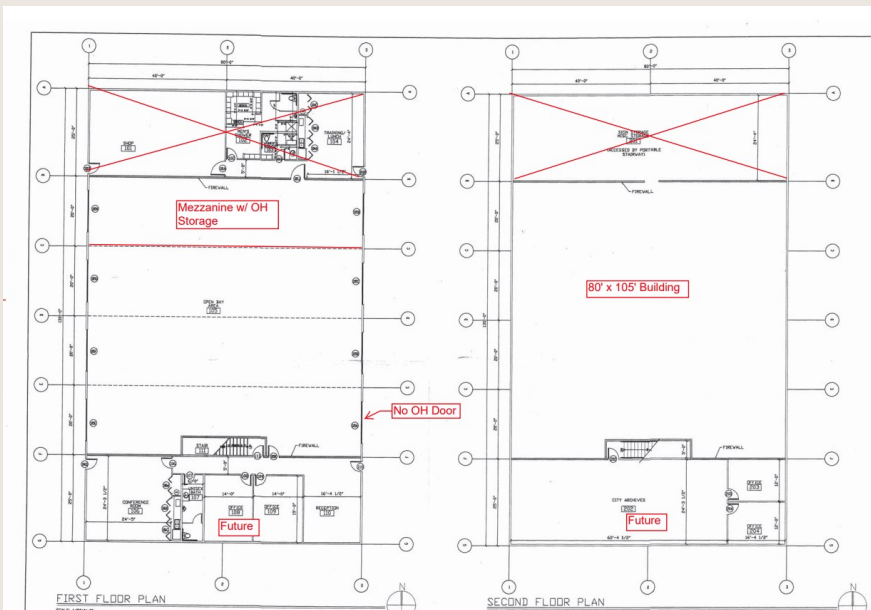
We have completed a stream study and are working on the initial engineering report for our wastewater treatment system. Currently we are under an order with DEQ because our system releases too much ammonia. To fix this, we'll need to build a mechanical plant which will cost between \$21-23 million.



We are under an enforcement agreement with DEQ and must build a wastewater treatment facility.

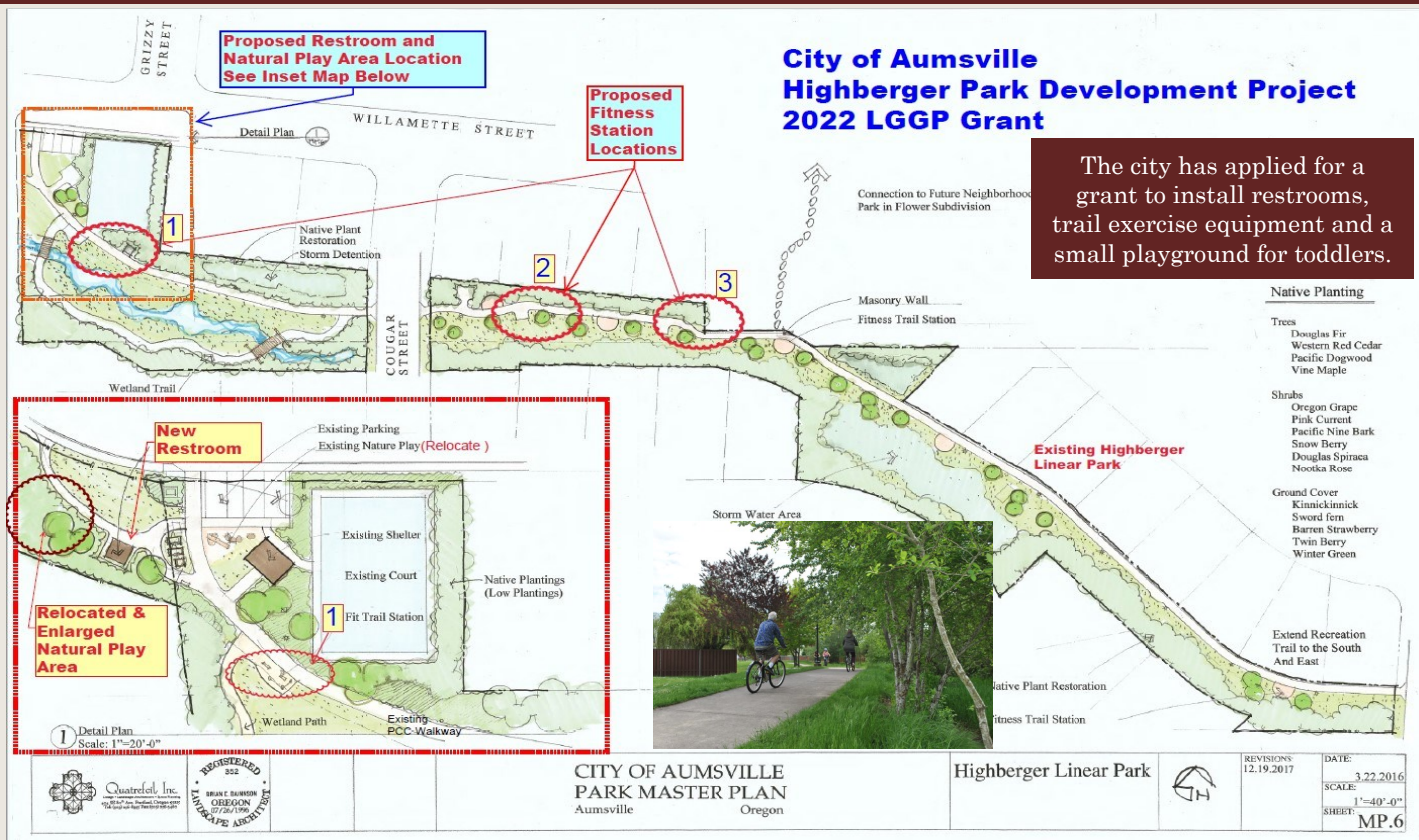
New Public Works Facility

Our Public Works department provides key services that touch a part of everything we do. They maintain streets, stormwater, water, sewer and Parks. Public Works also coordinates permits, code enforcement and is the foundation behind all community events. It has been difficult to complete all of these tasks and projects and remain effective from the current shop buildings. The city received a \$900,000 grant to help fund the new building. The building will be located in the industrial area next to Blazer Industries.



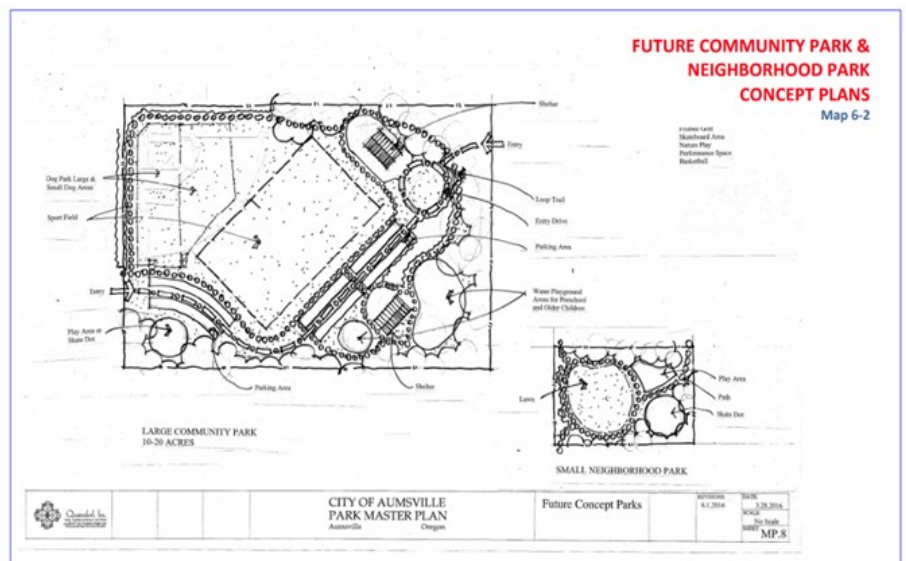
The new building will be 8000 sq ft and be large enough to house our Vac-Con truck. It will include offices and a secure entrance into the wastewater facility.

Highberger Park Improvements



Plan to attend one of the future community park meetings and provide feedback on plans and help determine what amenities will be constructed in the new park facility.

The planning consultant has been hired to begin the park plan for the new 23-acre park on the east side of the city along Bishop Road. The 2017 park master plan showed the concept even before the city purchased this property, but now we want to plan what's needed within the park and how it will be designed.



Looking for new communication tools.



The city is installing an electronic sign to be able to communicate to residents about meetings, events and emergency messages during weather events.

We received a grant to install a veterans' memorial at city hall. The selection includes a diverse group of children pledging allegiance to the American flag. The memorial will honor all of those who have served, are serving and will serve to support our country.

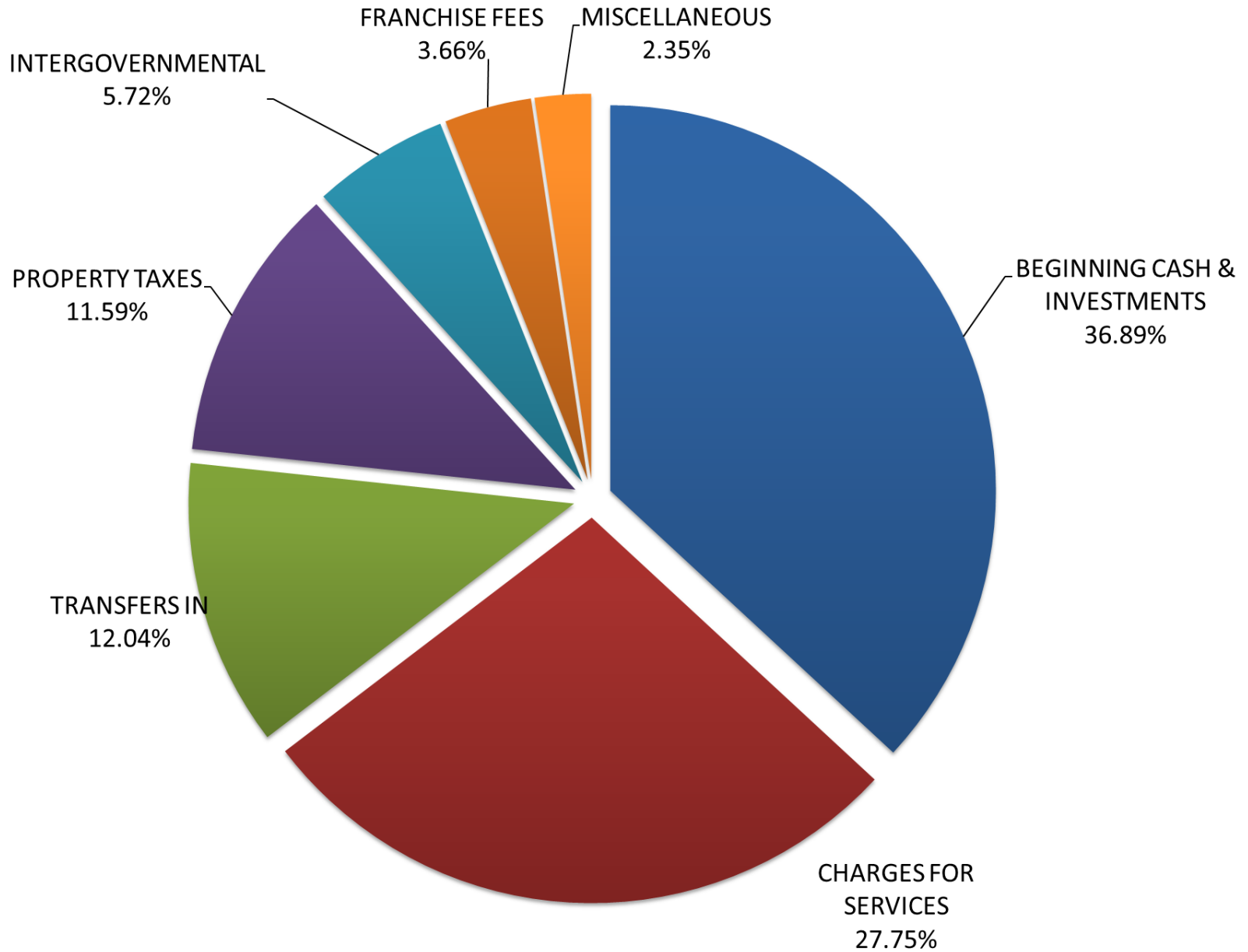


SUMMARY

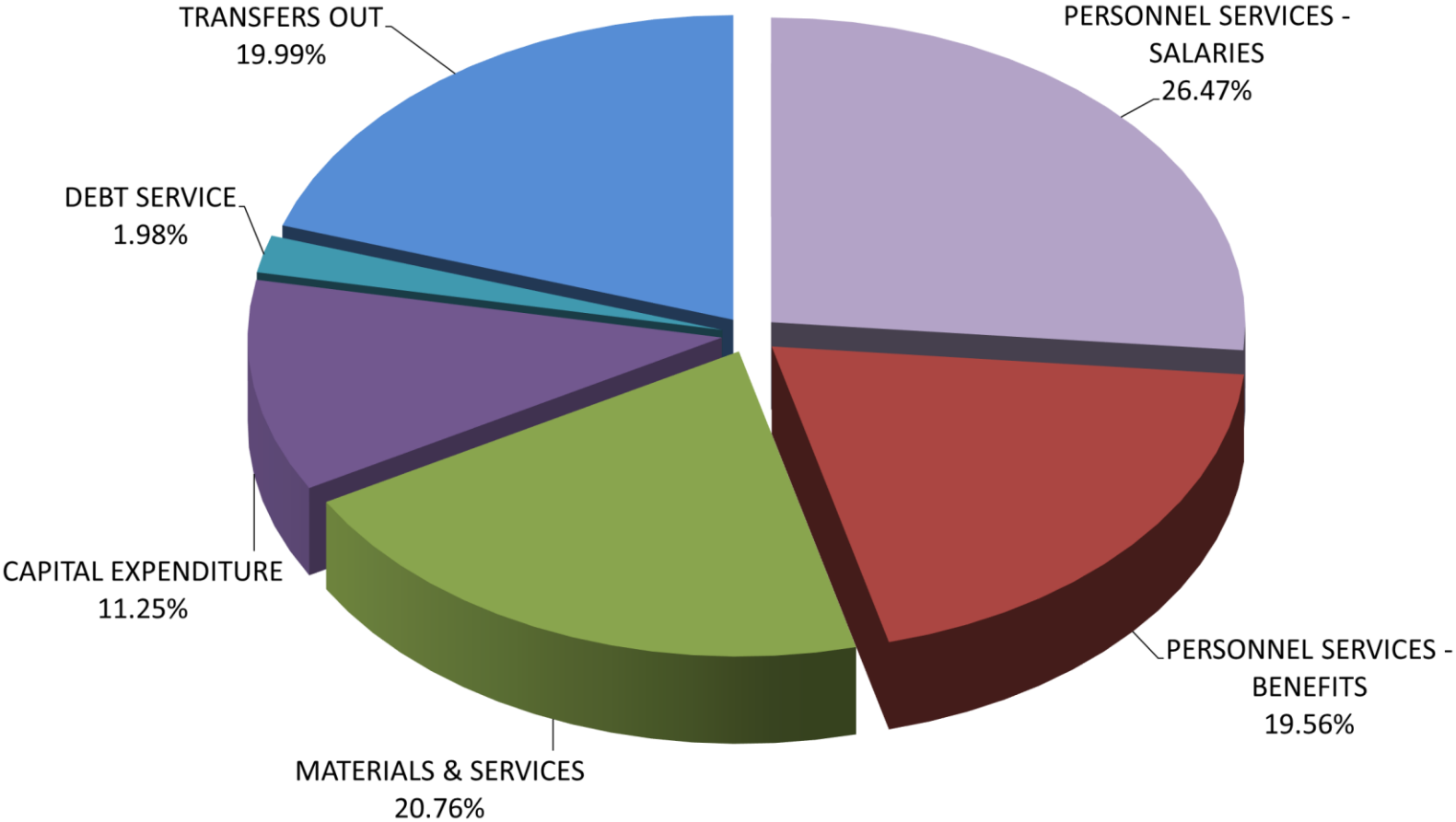
The city financials are stable and sustainable. The city has been working hard to acquire grants to fund required projects, to provide critical services and enhance the community. We have received over 6.5 million dollars in grants over the past year and a half. These grants have been essential in making many of these improvements possible. Most of these projects will take multiple years to complete.



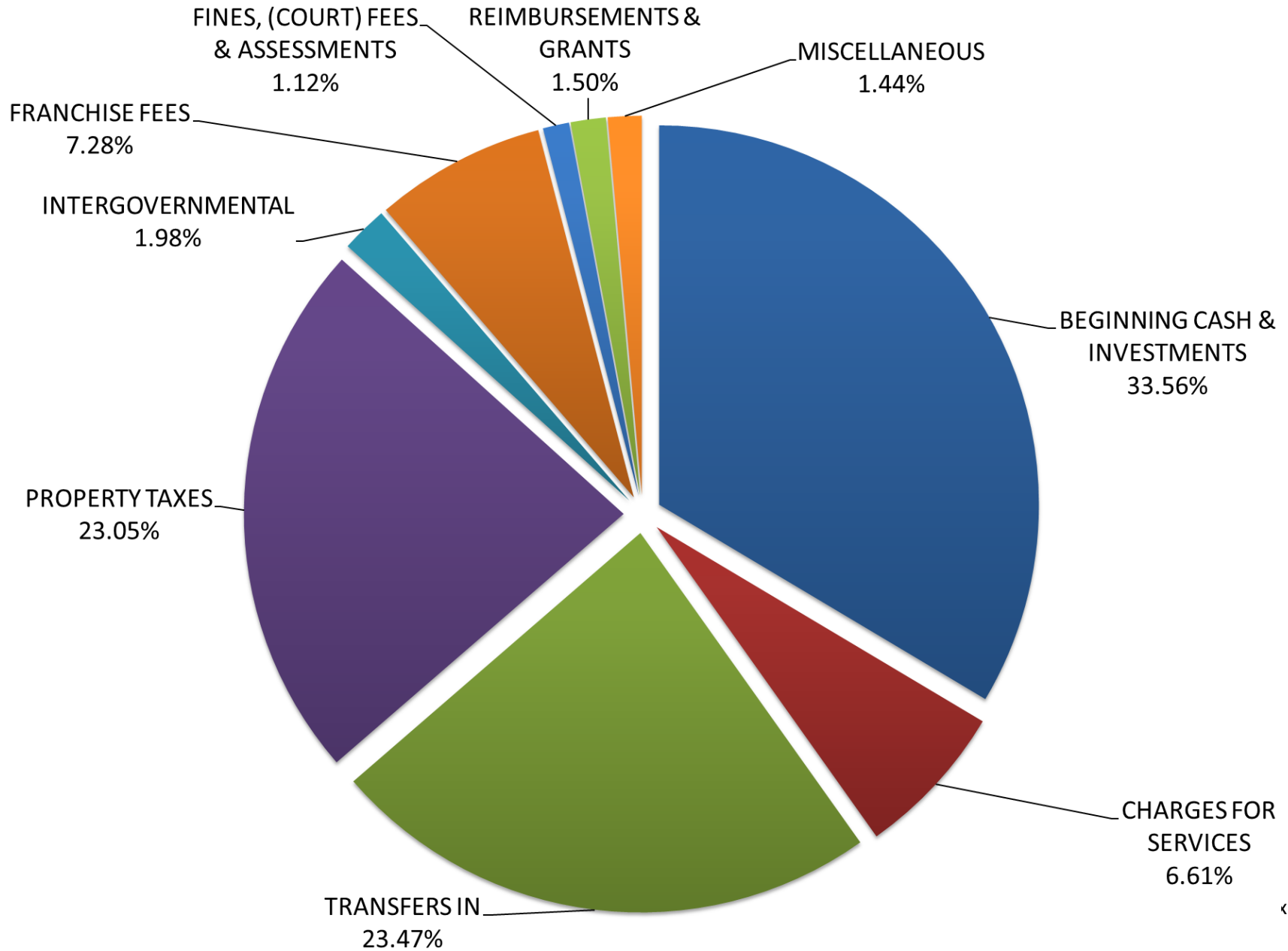
2022-23 SOURCES OF CASH - Operating Funds



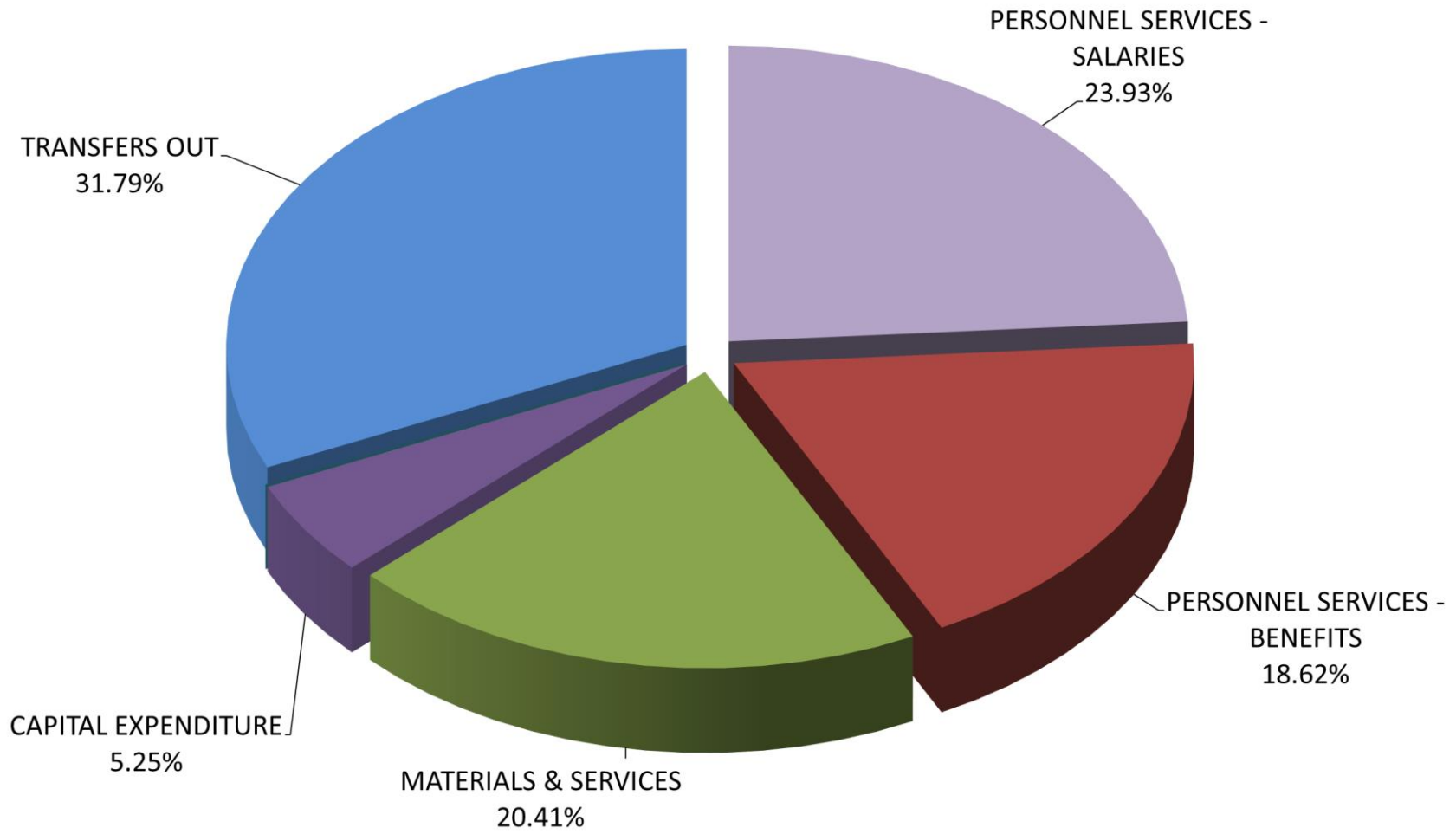
2022-23 USES OF CASH - Operating Funds



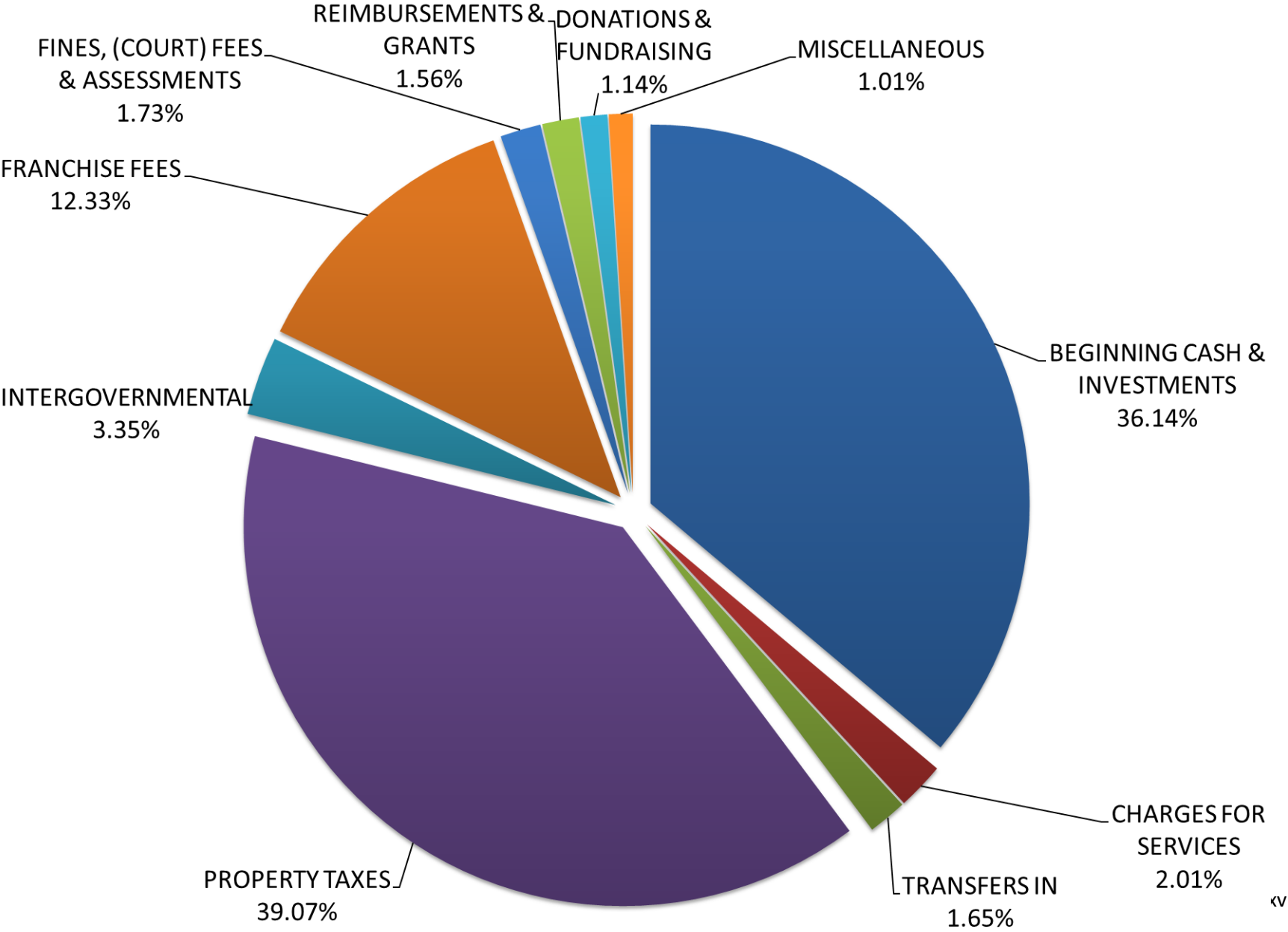
2022-23 SOURCES OF CASH - GENERAL/POLICE FUNDS



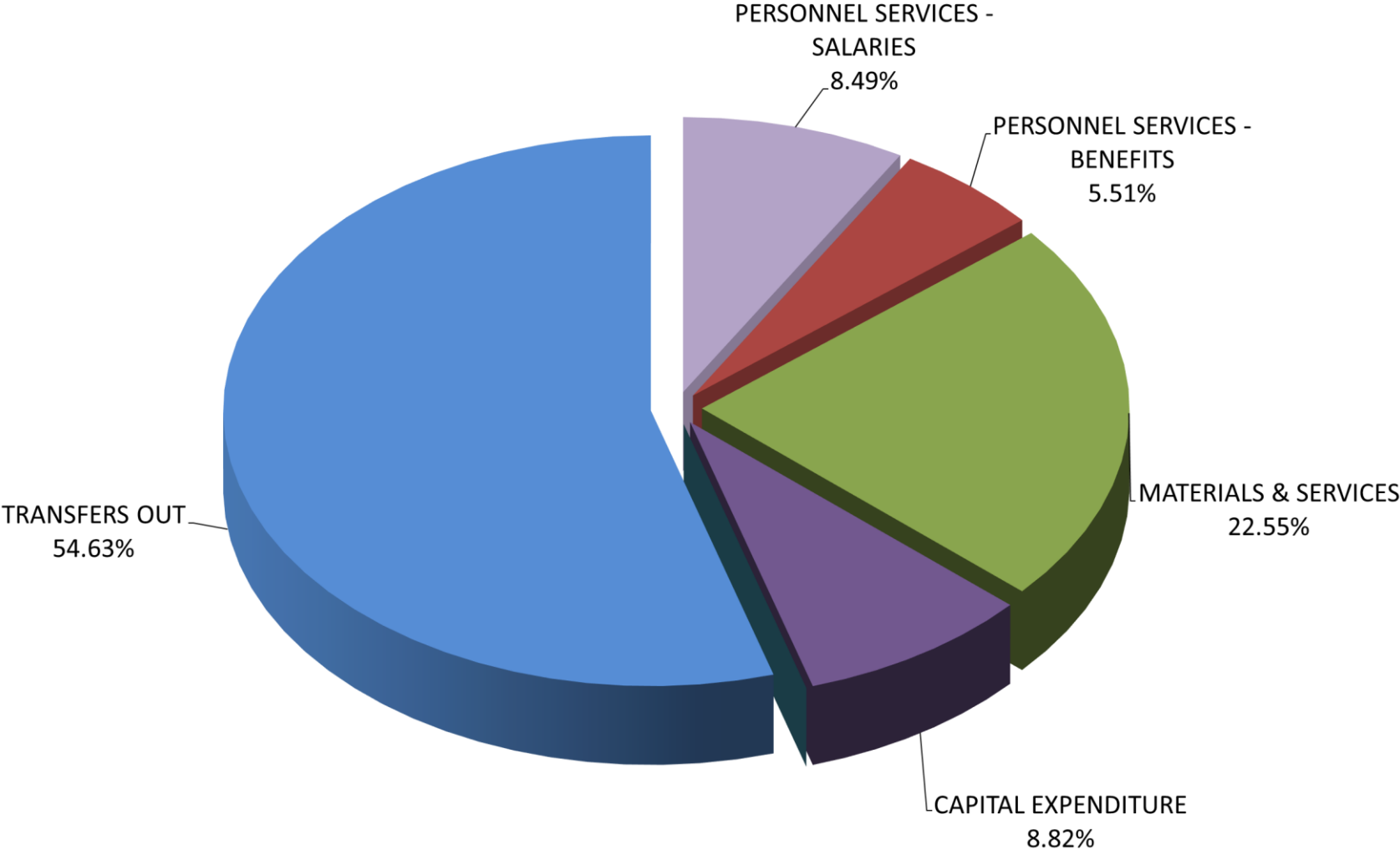
2022-23 USES OF CASH - GENERAL/POLICE FUNDS



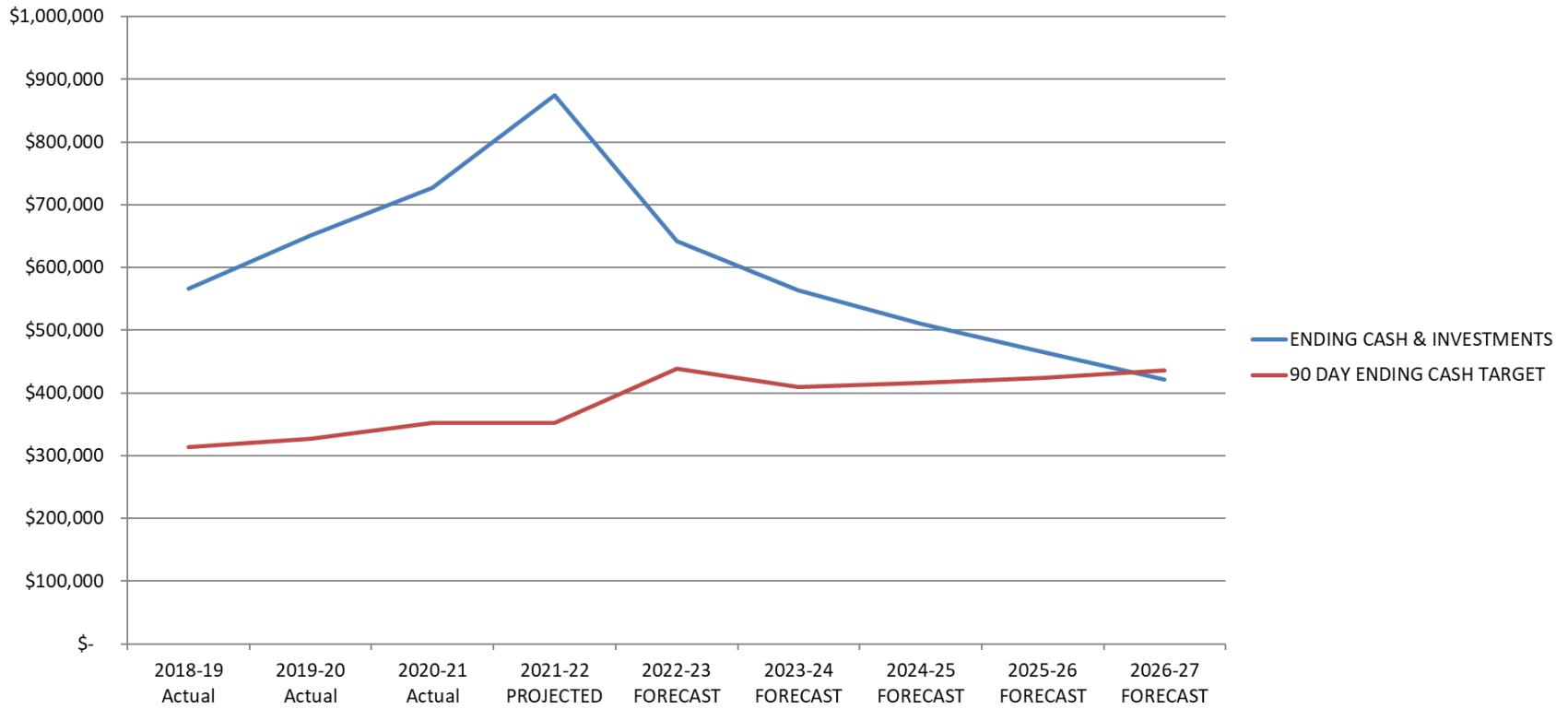
2022-23 SOURCES OF CASH - General Fund



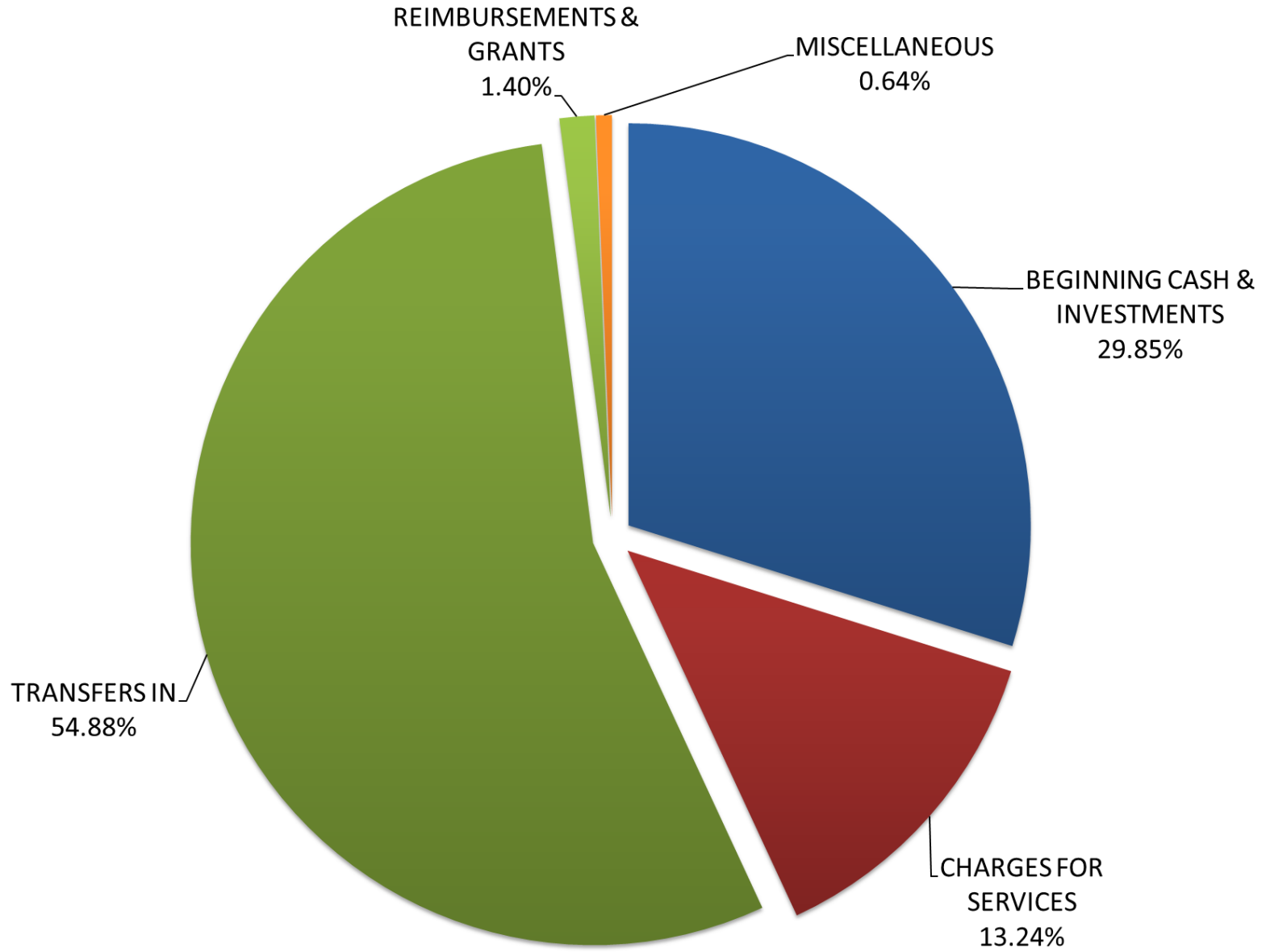
2022-23 USES OF CASH - General Fund



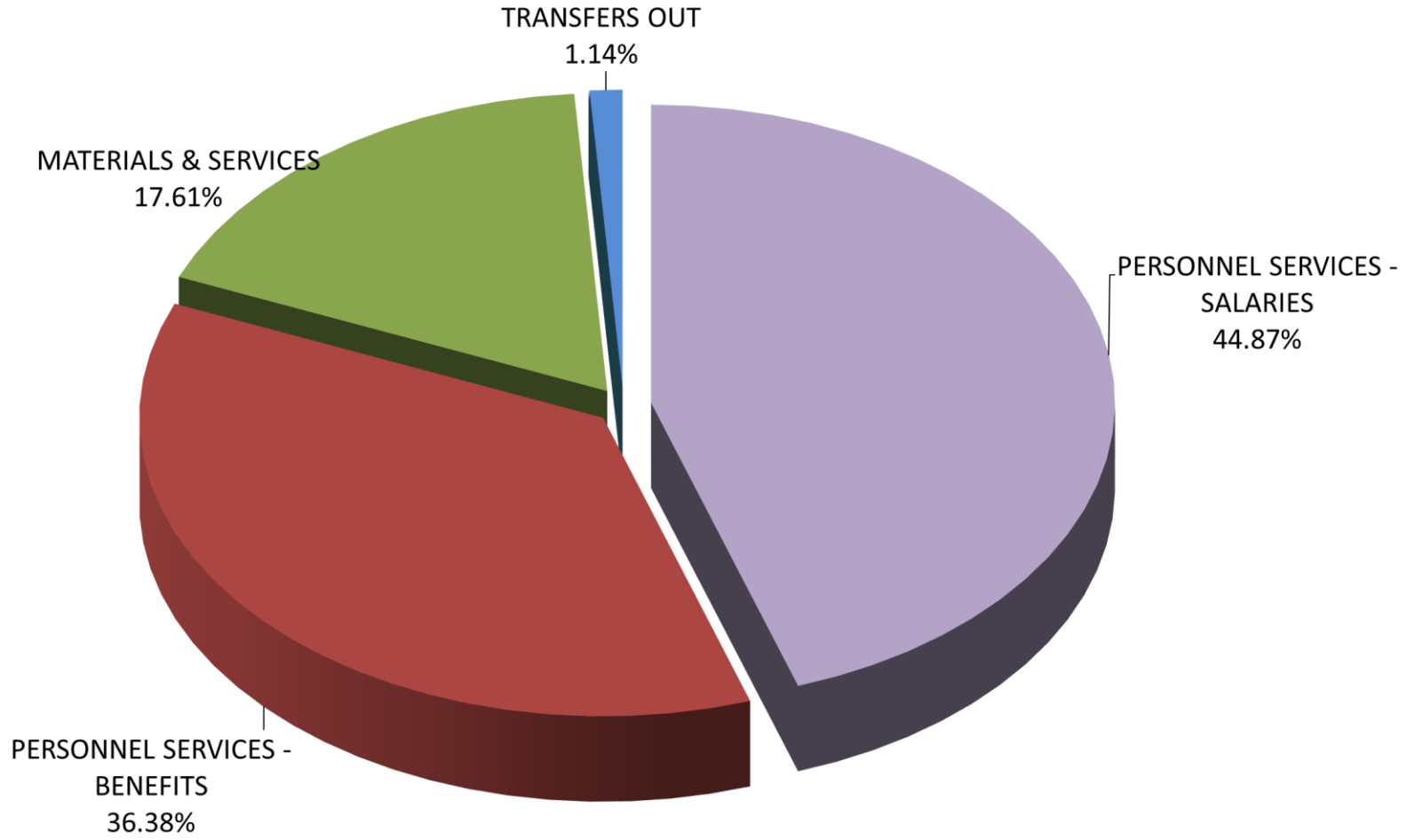
ENDING FUND BALANCE - General Fund



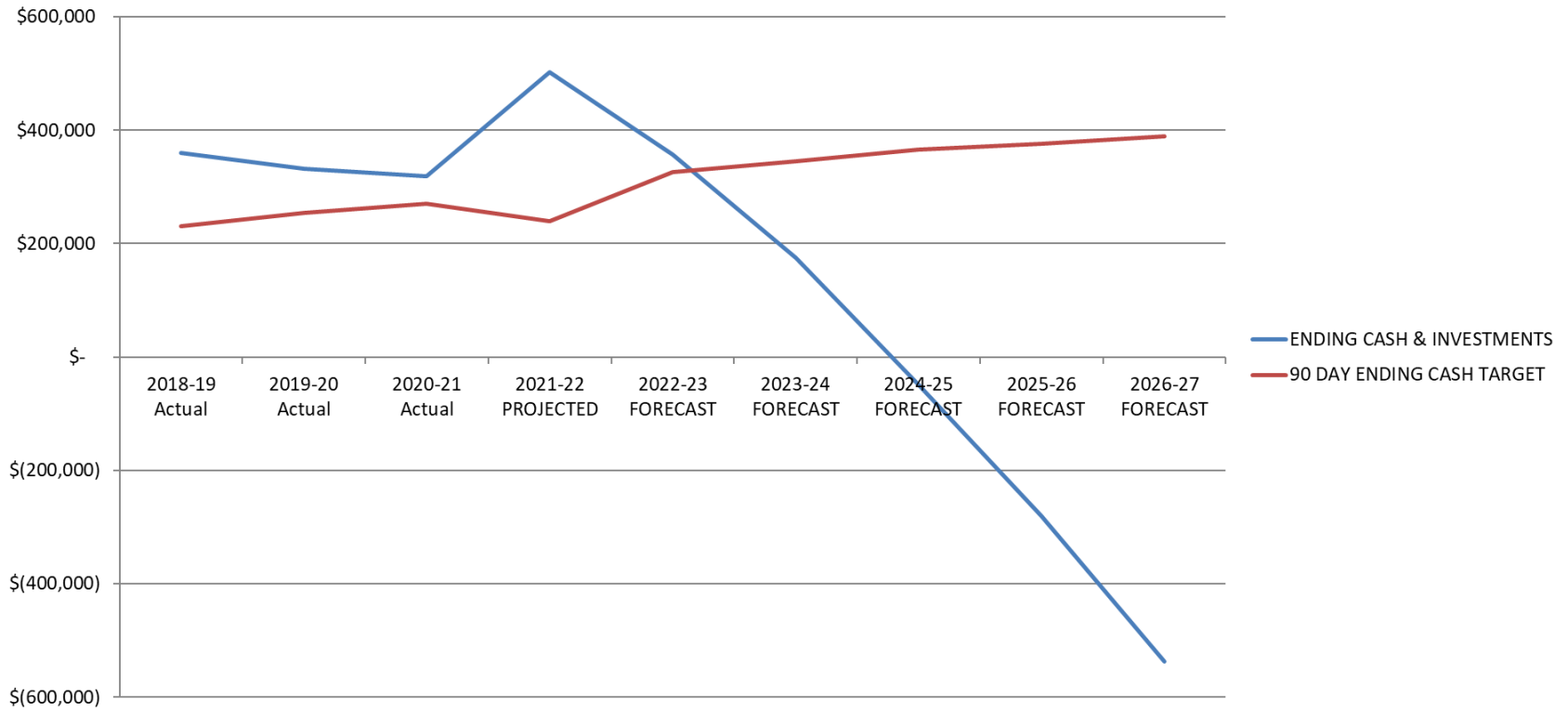
2022-23 SOURCES OF CASH - Police Fund



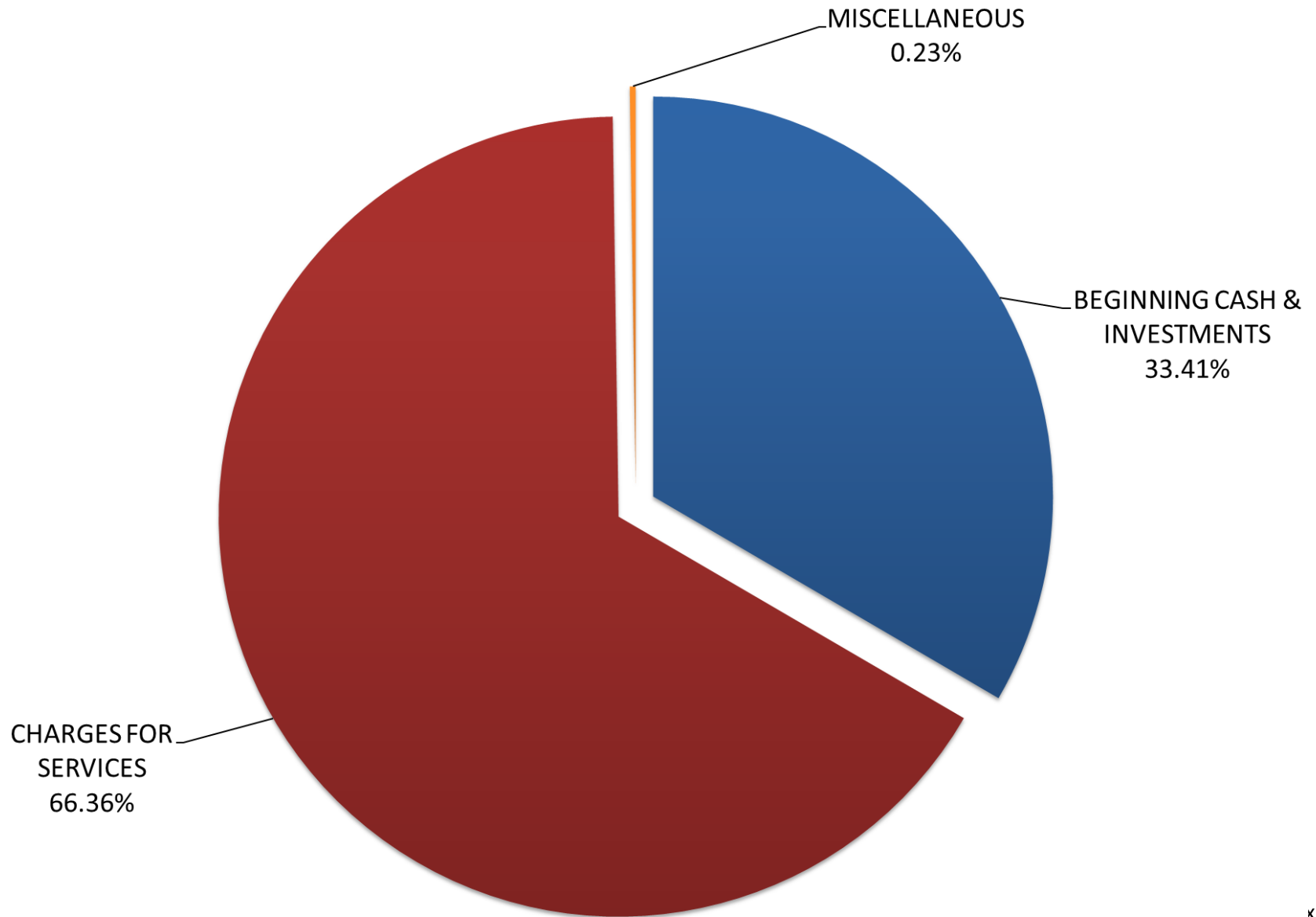
2022-23 USES OF CASH - Police Fund



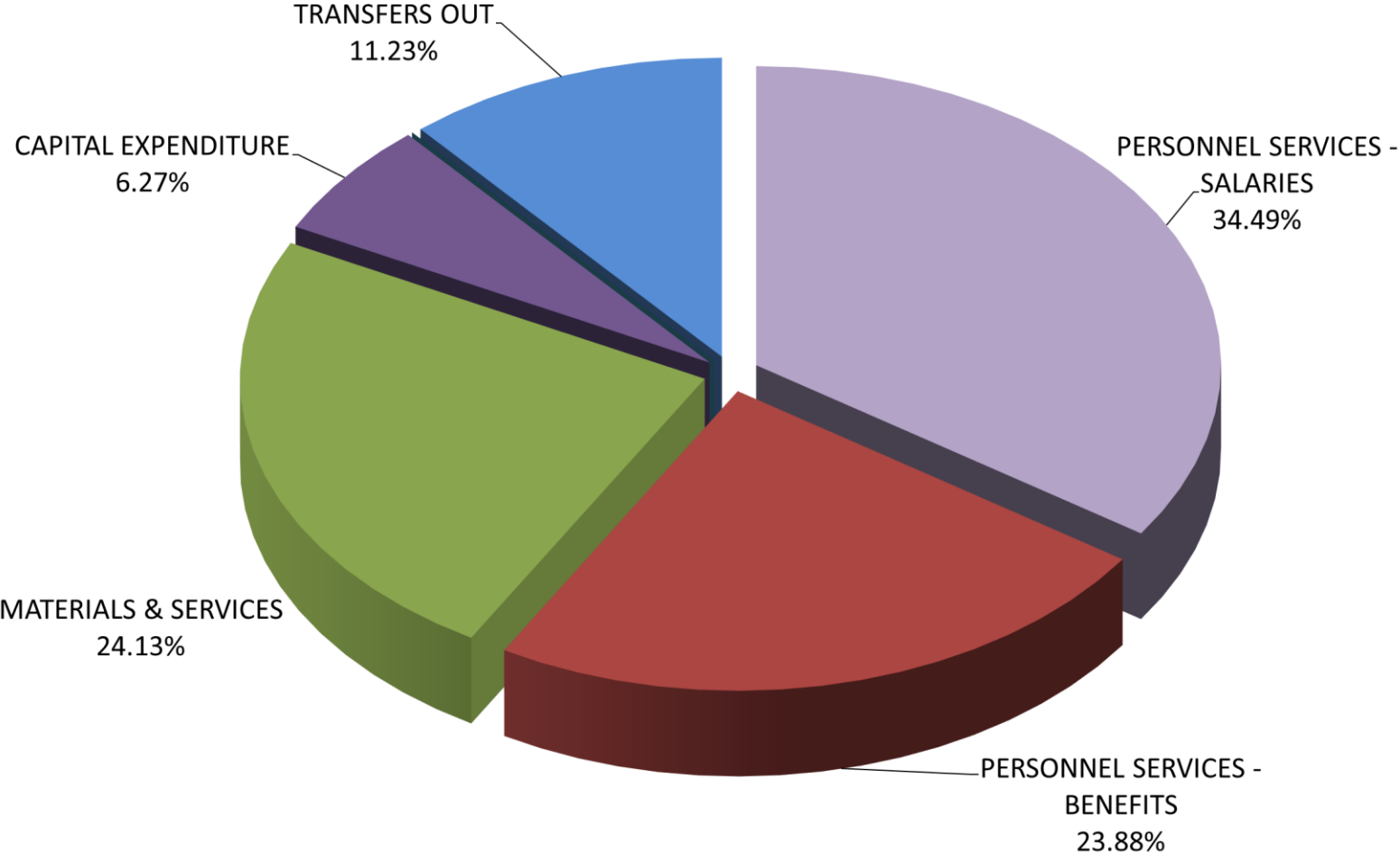
ENDING FUND BALANCE - Police Fund



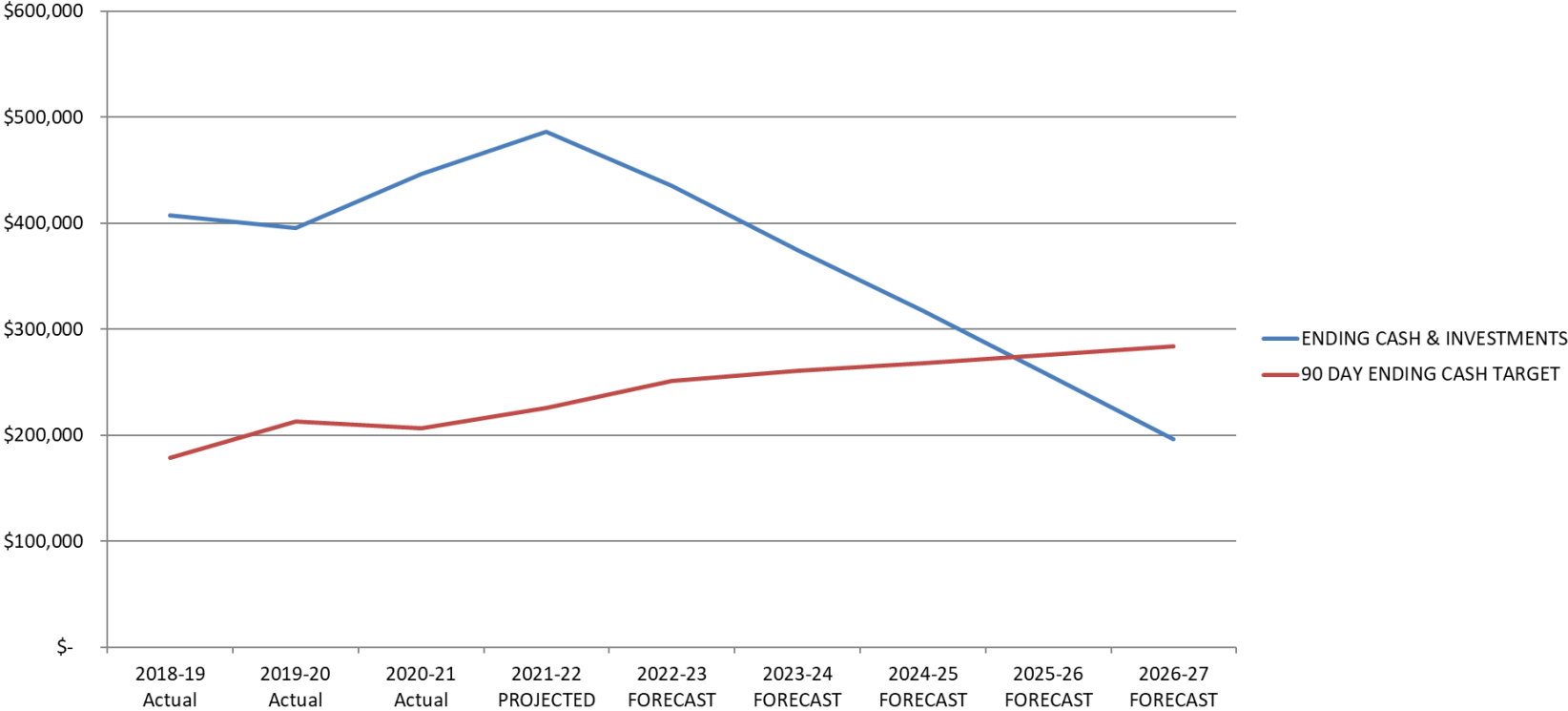
2022-23 SOURCES OF CASH - Water Fund



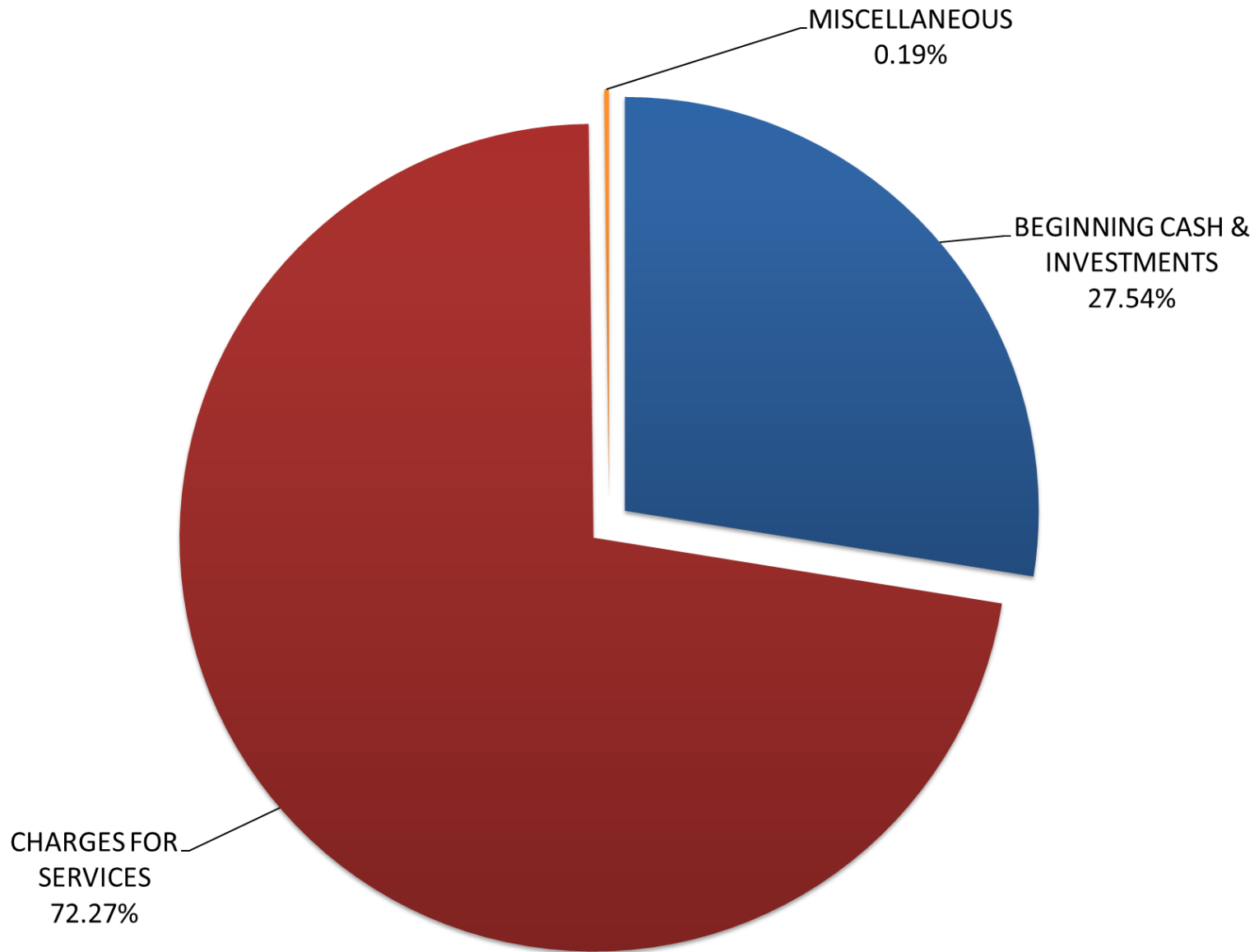
2022-23 USES OF CASH - Water Fund



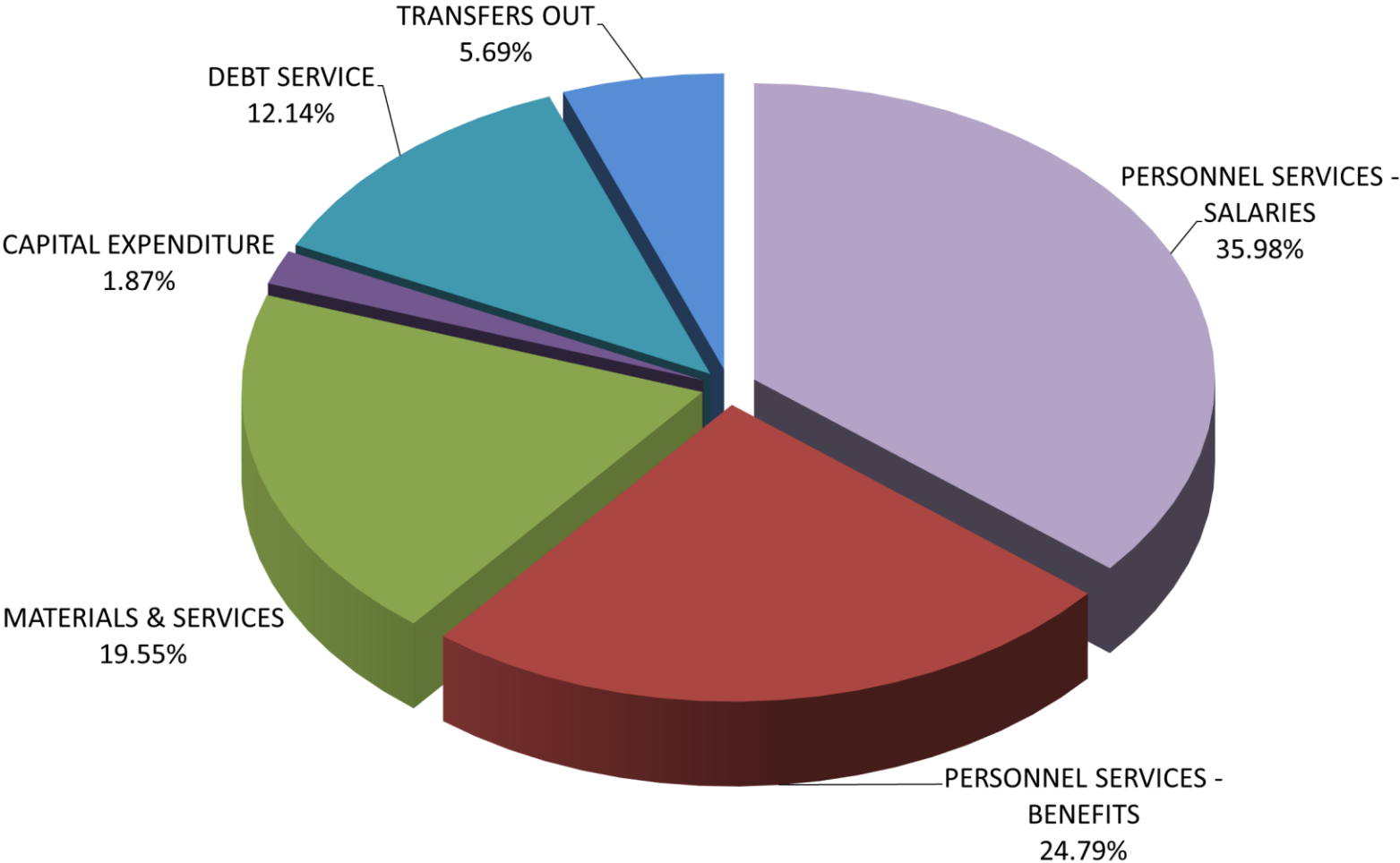
ENDING FUND BALANCE - Water Fund



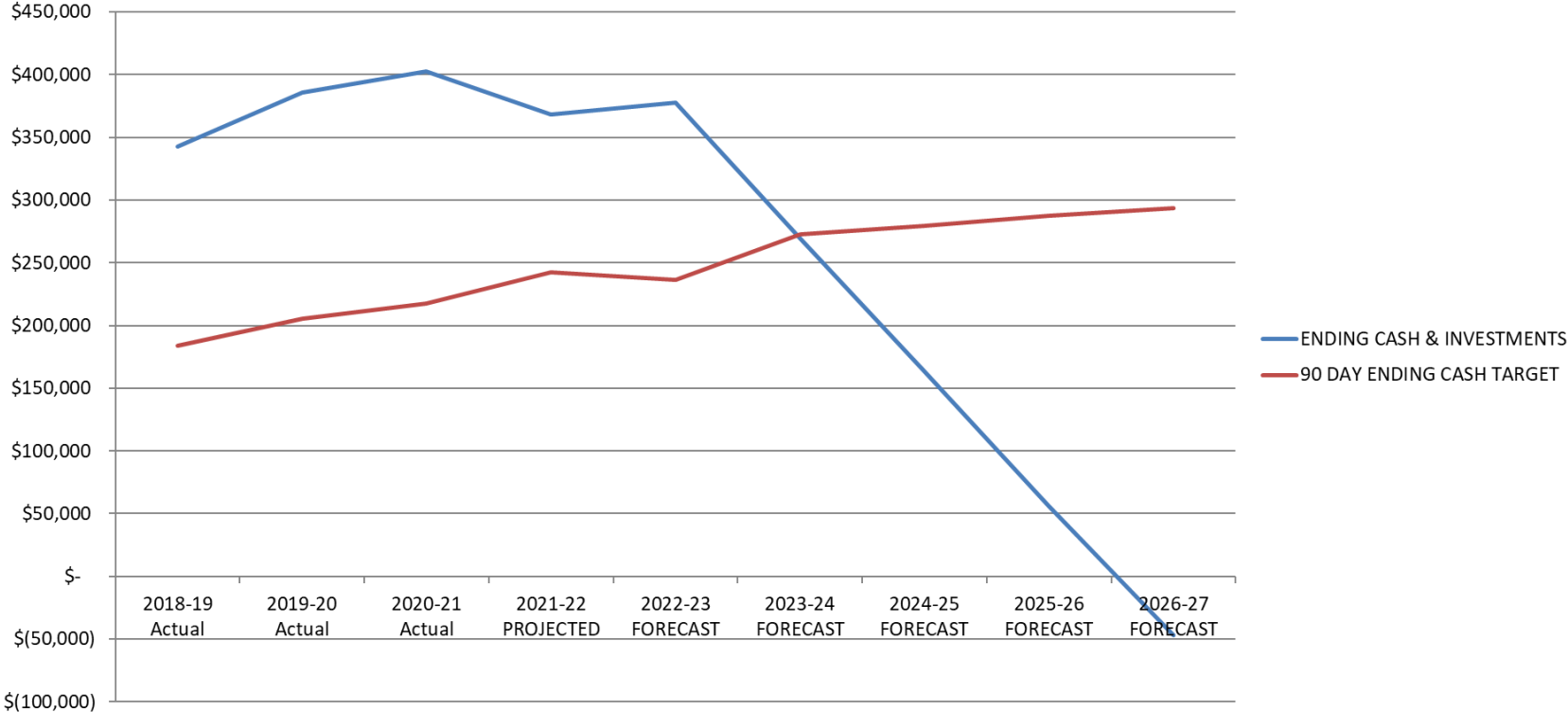
2022-23 SOURCES OF CASH - Sewer Fund



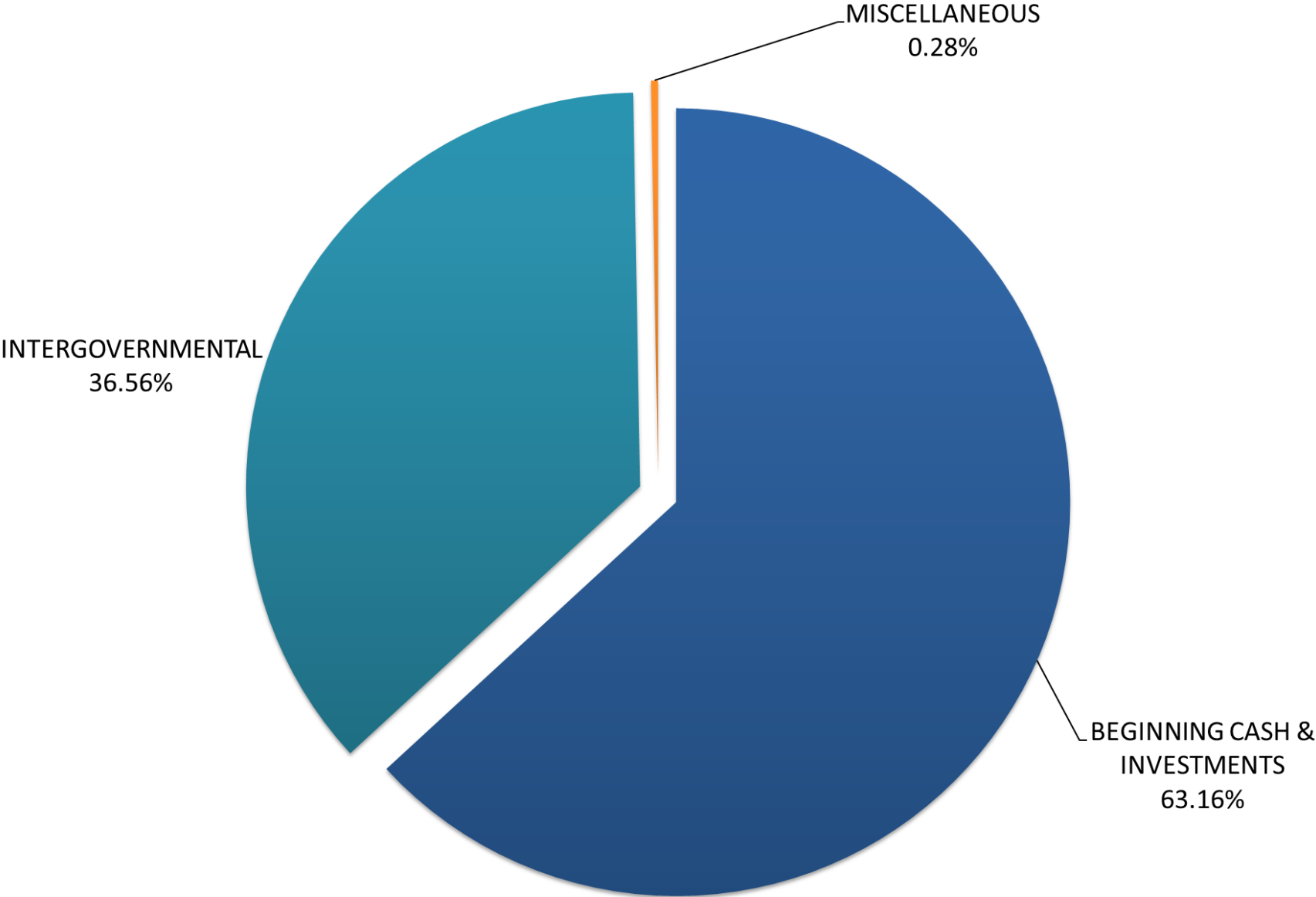
2022-23 USES OF CASH - Sewer Fund



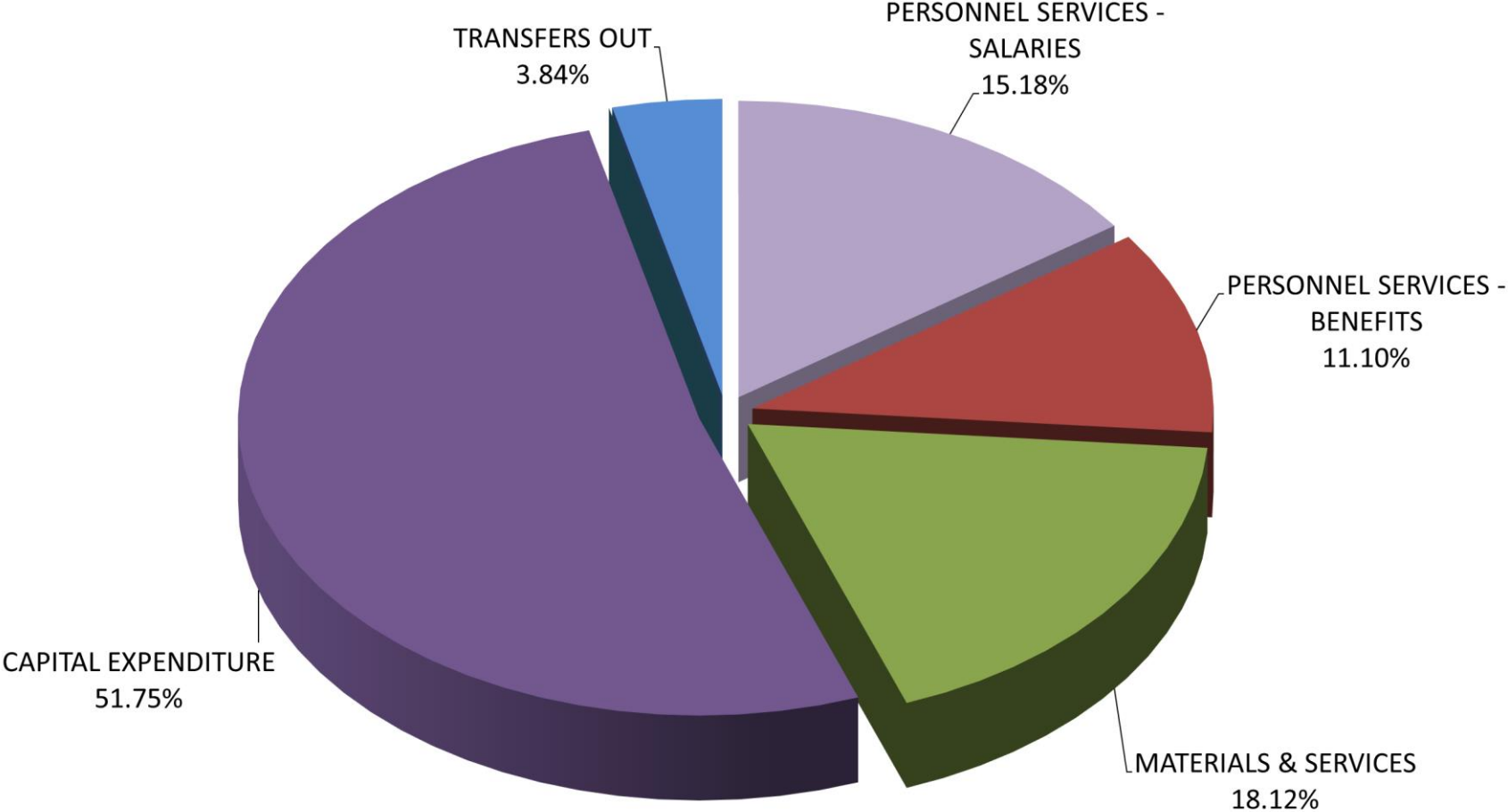
ENDING FUND BALANCE - Sewer Fund



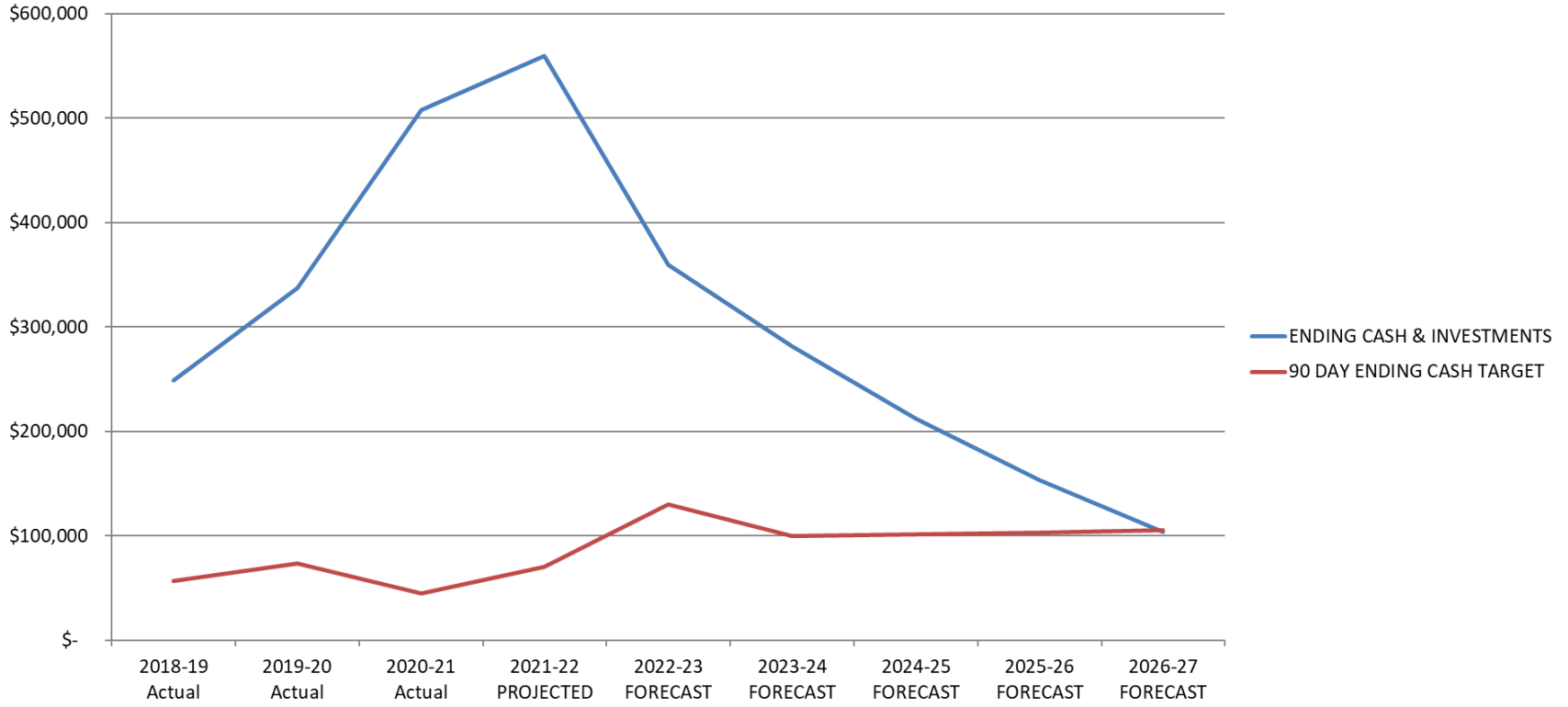
2022-23 SOURCES OF CASH - Street Fund



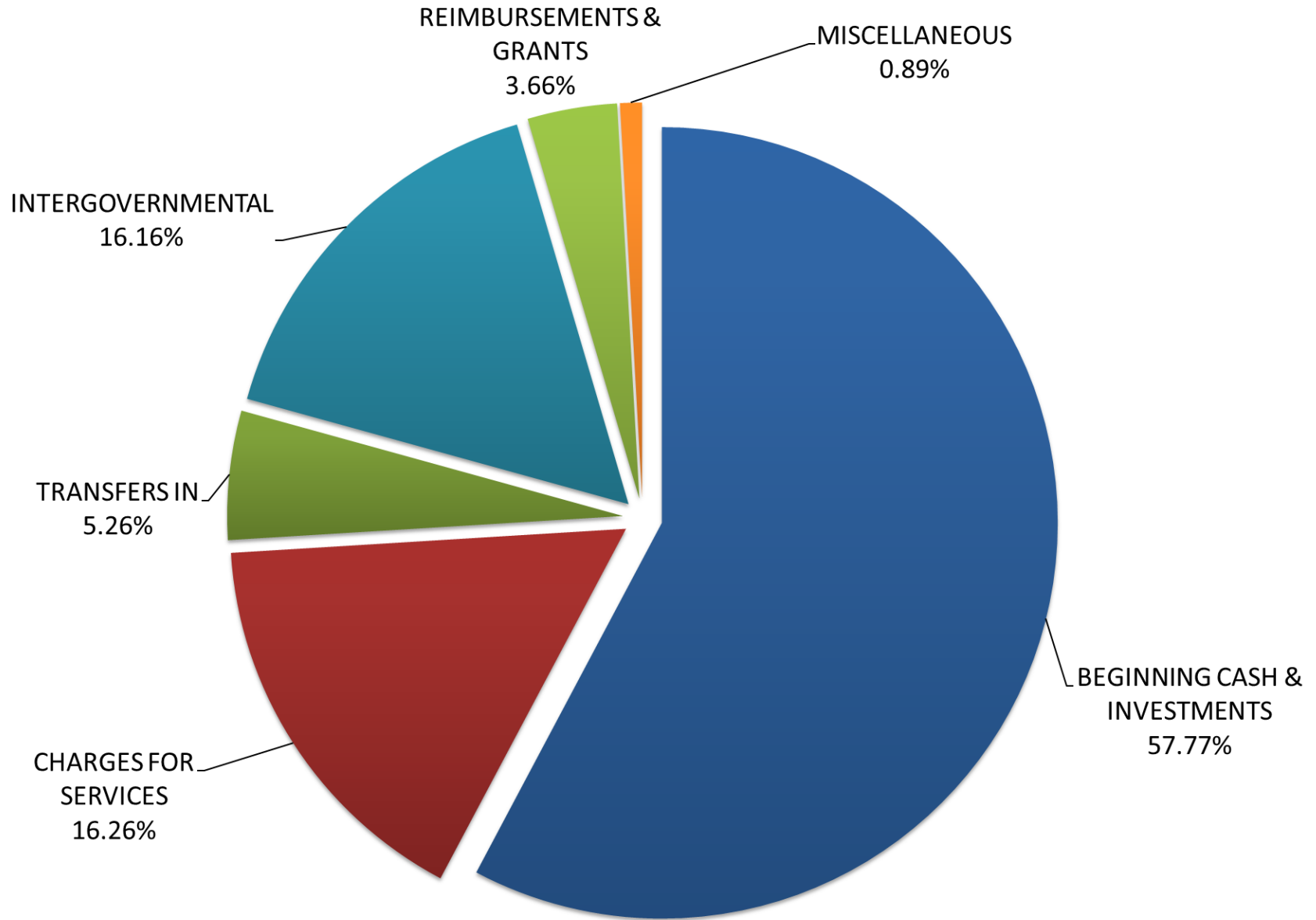
2022-23 USES OF CASH - Street Fund



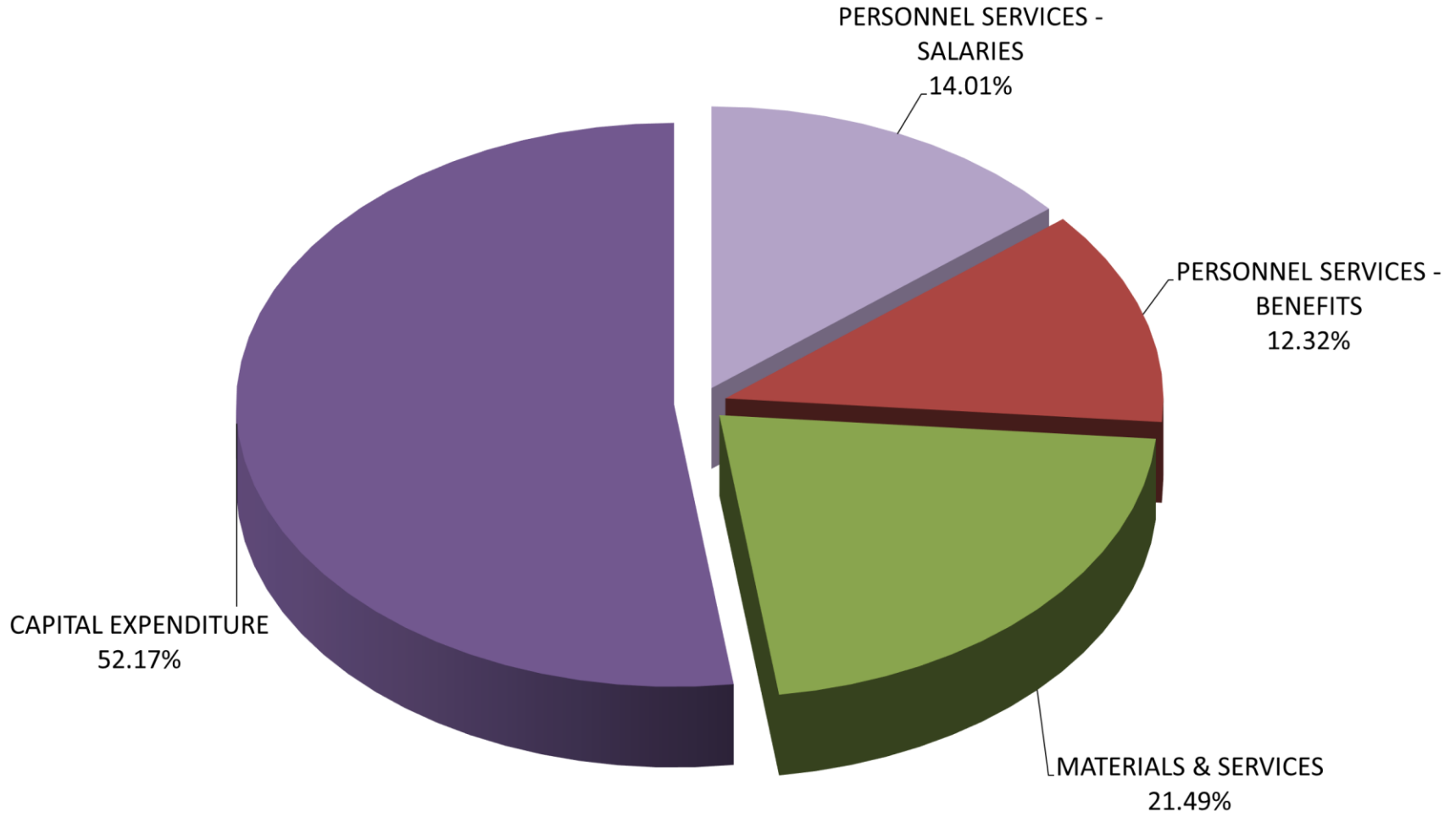
ENDING FUND BALANCE - Street Fund



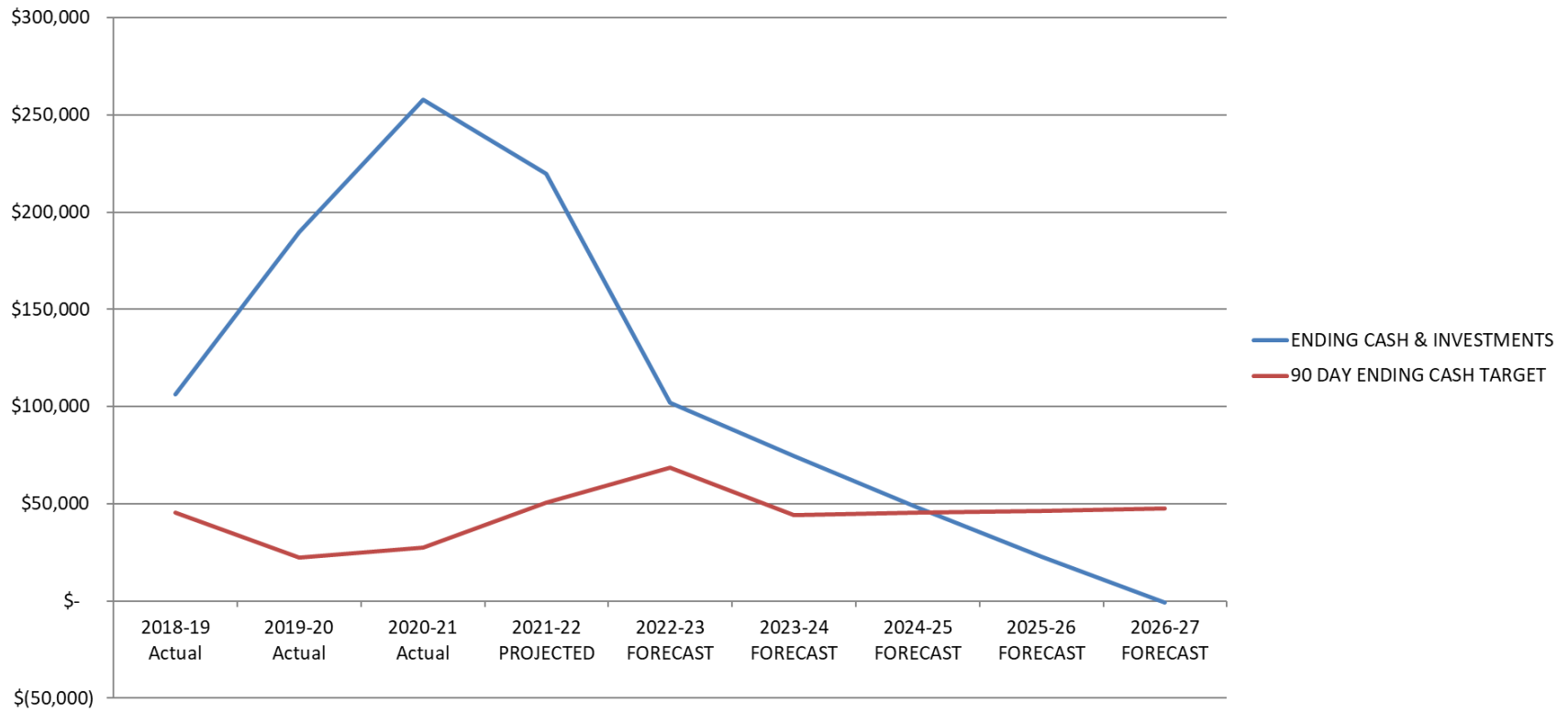
2022-23 SOURCES OF CASH - Park Fund



2022-23 USES OF CASH - Park Fund



ENDING FUND BALANCE - Park Fund



GENERAL FUND (010)

RESOURCES:

Account	Description	Historical Data			Budget for Next Year 2022-23		
		Actual 2019-20	Actual 2020-21	Adopted Budget 2021-22	Proposed by Budget Officer	Approved by Budget Committee	Adopted by Governing Body
	Available cash on hand	566,022	650,855	718,418	874,833		
OTHER RESOURCES							
010-400	Delinquent Taxes	27,007	18,839	19,000	21,900		
010-401	Donations/Fundraising	2,570	-	2,600	2,600		
010-402	Interest	19,473	8,087	5,000	7,000		
010-403	State Liquor Revenue	65,611	81,304	82,100	78,000		
010-404	Cigarette Tax	4,456	3,965	4,100	3,200		
010-405	Electric Franchise	157,004	158,264	163,900	171,200		
010-406	Gas Franchise	32,792	33,445	42,400	45,300		
010-407	Garbage Franchise	41,988	48,099	50,000	50,100		
010-408	Communication Franchise Fees	5,843	9,187	5,900	11,800		
010-409	Cable TV Franchise	25,572	21,989	22,600	20,200		
010-410	City Building Permits	74,862	11,303	45,000	12,000		
010-411	City Fees	31,019	28,239	35,000	35,000		
010-412	Court Revenue	44,856	42,992	48,000	42,000		
010-413	Miscellaneous Income	1	8	500	500		
010-414	Abatement	-	-	-	-		
010-415	Current Taxes	795,730	849,119	877,900	923,900		
010-416	Community Center Rental	1,400	680	600	600		
010-417	Reimbursement	12,303	162	300	300		
010-418	Newsletter Ads	6,365	4,990	6,600	3,000		
010-419	Lease/Rent Payments	9,024	8,575	9,000	10,100		
010-421	Corn Festival Income		4,583	38,000	25,000		
010-424	Miscellaneous Grants	18,500	20,180	68,516	37,500		
010-431	Fees in Lieu of Landscaping	-	1,250	10,000	5,000		
010-435	CRF Grant		116,469	-	-		
010-436	FEMA DR4599 Reimbursement			1,050	-		
Transferred IN, from other funds							
010-425	From TSDC/Admin Services Reimbursement	83	85	200	200		
010-426	From Park SDC/Admin Services Reimbursement	83	85	200	200		
010-427	From Water SDC/Admin Services Reimbursement	83	85	200	200		
010-428	From Sewer SDC/Admin Services Reimbursement	83	85	200	200		
010-429	Administrative Fee From Water Fund	16,317	17,212	19,000	19,570		
010-430	Administrative Fee From Sewer Fund	16,564	17,390	19,000	19,570		
Total Resources		1,975,611	2,157,526	2,295,284	2,420,973		

GENERAL FUND (010)
REQUIREMENTS FOR: ADMINISTRATION

Account	Description	Historical Data			Budget for Next Year 2022-23		
		Actual 2019-20	Actual 2020-21	Adopted Budget 2021-22	Proposed by Budget Officer	Approved by Budget Committee	Adopted by Governing Body
Personal Services							
010-500	Wages	109,736	112,899	124,000	151,000		
010-524	Payroll Benefits	69,406	70,195	81,800	89,700		
010-525	Unemployment	3,071	868	1,200	1,500		
010-529	Deferred Benefits Liability Reserve	-	-	3,800	6,900		
Total Personal Services		182,213	183,962	210,800	249,100		
Full-Time Equivalent (FTE)		1.77	1.89	1.77	2.14		
Materials & Services							
010-601	Municipal Court/Peer Court	9,925	8,586	13,500	13,500		
010-603	City Attorney	26,195	33,364	43,600	43,600		
010-604	City Supplies	2,015	1,704	7,000	7,000		
010-605	Audit	3,306	3,400	3,500	4,250		
010-606	Planning and Zoning	31,604	18,826	65,000	65,000		
010-607	Dues & Fees	7,794	7,930	9,000	11,000		
010-608	Insurance	29,047	30,634	34,000	40,800		
010-609	Administrator Dues/Subscriptions	332	437	250	500		
010-610	Printing/Publishing	16,420	21,247	24,000	28,000		
010-611	Energy Costs	3,490	3,406	5,000	5,000		
010-612	Training & Travel	2,461	136	6,000	8,000		
010-613	Miscellaneous Expense	2,609	3,519	3,500	3,500		
010-614	Elected Officials Training/Travel	4,328	-	5,500	5,500		
010-615	County Building Permits	101,375	7,575	45,000	45,000		
010-616	Equipment Expense	3,963	208	10,050	9,000		
010-617	Telecommunications	1,425	1,305	1,600	1,600		
010-620	Consultant/Professional Services	1,085	1,645	7,500	7,500		
010-621	City Cleanup/Abatements	-	-	1,000	1,000		
010-622	Promotional Items	600	4,235	1,000	1,000		
010-624	Building Maintenance	10,219	7,828	5,500	5,500		
010-625	Economic Development/Partnership Support	-	-	-	-		
010-626	Comprehensive Plan Update	-	450	20,000	20,000		
010-627	Community Center	4,791	1,892	4,000	4,000		
010-629	Investment Expense/Rental Taxes	2,163	2,211	3,416	3,532		

Account	Description	Historical Data			Budget for Next Year 2022-23		
		Actual 2019-20	Actual 2020-21	Adopted Budget 2021-22	Proposed by Budget Officer	Approved by Budget Committee	Adopted by Governing Body
010-632	Administrator Professional Devlpmnt/Trvl	1,500	167	1,500	1,500		
010-638	Recreation Activities	8,443	4,233	15,000	15,000		
010-639	Corn Festival Expenses	-	2,860	36,000	35,000		
010-640	COVID-19 Materials/Community Support	-	82,414	-	-		
010-650	IT Services	1,728	960	13,500	16,000		
	Total Materials & Services	276,817	251,172	384,916	401,282		
Capital Outlay							
010-800	Equipment	12,429	2,203	17,000	17,000		
010-801	Beautification Improvements	-	-	10,000	10,000		
010-803	Building Improvements	10,987	25,267	30,000	30,000		
010-804	Capital Projects		35,939	128,316	100,000		
010-805	COVID-19 Capital Improvements		22,430	-	-		
	Total Capital Outlay	23,416	85,838	185,316	157,000		
	Total Requirements - Administration	482,446	520,972	781,032	807,382		

GENERAL FUND (010)

Requirements NOT ALLOCATED to an Organizational Unit or Program

Account	Description	Historical Data			Budget for Next Year 2022-23		
		Actual 2019-20	Actual 2020-21	Adopted Budget 2021-22	Proposed by Budget Officer	Approved by Budget Committee	Adopted by Governing Body
Debt Service							
	Total Debt Service	-	-	-	-		
Interfund Transfers							
010-850	To Police Fund	770,000	840,000	896,000	923,000		
010-851	To Park Fund	61,000	61,000	20,000	20,000		
010-852	To IIAFC Fund	5,000	5,000	5,000	5,000		
010-857	To Major Office Equipment Reserve	8,200	3,300	25,900	24,100		
	Total Interfund Transfers	844,200	909,300	946,900	972,100		
010-900	Operating Contingency			236,834	266,922		
	Total Requirements NOT ALLOCATED	844,200	909,300	1,183,734	1,239,022		
	Total Requirements for All Organizational Units	482,446	520,972	781,032	807,382		
010-901	Reserved for Future Expenditure			330,518	374,569		
	Ending Balance (Prior Years)	648,965	727,254				
010-902	Unappropriated Ending Fund Balance			-	-		
	Total Requirements	1,975,611	2,157,526	2,295,284	2,420,973		

POLICE FUND (011)

RESOURCES:

Account	Description	Historical Data			Budget for Next Year 2022-23		
		Actual 2019-20	Actual 2020-21	Adopted Budget 2021-22	Proposed by Budget Officer	Approved by Budget Committee	Adopted by Governing Body
	Available cash on hand	359,571	332,296	290,610	502,025		
OTHER RESOURCES					-		
011-400	Delinquent Taxes	8	10	10	10		
011-402	Interest	4,410	1,917	1,800	1,800		
011-403	Public Safety Fee	217,694	220,653	221,328	222,624		
011-409	Community Programs	146	1,578	2,900	2,900		
011-410	Seatbelt Diversion	-	-	700	700		
011-411	Ballistic Vest Grant	-	1,153	900	900		
011-412	Donations	-	-	-	100		
011-413	Miscellaneous Income	-	-	-	-		
011-414	Fees	805	575	600	600		
011-415	Towing Fees	2,225	2,250	2,600	2,600		
011-416	Police Reserves Fundraising	990	895	2,000	2,000		
011-417	Reimbursement	1,785	2,737	2,700	2,700		
011-418	ODOT Traffic Grants	1,401	7,815	8,500	20,000		
011-420	Miscellaneous Grants		4,674				
011-422	Pedestrian Enforcement Grant	3,000	-	-	-		
011-436	FEMA DR4599 Reimbursement			3,662	-		
Transferred IN, from other funds					-		
011-425	From General Fund	770,000	840,000	896,000	923,000		
Total Resources		1,362,035	1,416,554	1,434,310	1,681,959		

POLICE FUND (011)
REQUIREMENTS FOR: POLICE DEPARTMENT

Account	Description	Historical Data			Budget for Next Year 2022-23		
		Actual 2019-20	Actual 2020-21	Adopted Budget 2021-22	Proposed by Budget Officer	Approved by Budget Committee	Adopted by Governing Body
Personal Services							
011-500	Wages	476,007	487,363	522,000	538,000		
011-520	Unemployment	-	(0)	5,200	5,600		
011-521	Overtime	18,701	26,460	35,800	33,000		
011-524	Payroll Benefits	333,884	383,293	440,362	456,500		
011-527	Holiday Pay	17,829	18,911	20,000	21,000		
011-529	Deferred Benefits Liability Reserve	-	-	9,700	17,900		
Total Personal Services		846,422	916,026	1,033,062	1,072,000		
Full-Time Equivalent (FTE)		6.50	7.50	7.50	7.50		
Materials & Services							
011-604	Office Supplies	2,246	1,915	3,200	3,200		
011-612	Training & Travel	2,357	1,490	8,500	8,500		
011-613	Miscellaneous Expense	991	145	500	500		
011-616	Dispatch & Records Management	99,231	104,820	120,542	124,158		
011-617	Telecommunications	5,170	4,890	5,400	5,400		
011-618	Police Reserves Fundraising Expenditures	990	895	2,000	2,000		
011-620	Consultant/Psychological Fees	395	813	2,000	8,000		
011-622	Fuel	19	139	-	-		
011-623	Vehicle Expenses/Fuel	16,345	17,288	20,100	27,300		
011-624	Office Maintenance & Repair	4,242	5,503	4,000	4,000		
011-631	Radio Repairs	578	-	1,500	1,500		
011-632	Radar Repairs	957	843	1,000	1,000		
011-633	Police Supplies	2,791	697	5,400	5,400		
011-634	Uniforms	2,488	2,425	5,000	5,000		
011-635	Firearms Training & Ammo	4,960	3,754	6,000	6,000		
011-636	Dues/Fees	10,776	10,063	10,500	13,000		

Account	Description	Historical Data			Budget for Next Year 2022-23		
		Actual 2019-20	Actual 2020-21	Adopted Budget 2021-22	Proposed by Budget Officer	Approved by Budget Committee	Adopted by Governing Body
011-648	Community Programs	4,351	765	3,360	3,360		
011-649	Equipment Expense	1,303	2,231	2,500	2,500		
011-650	IT Services	3,291	2,167	8,000	9,000		
011-651	Ballistic Vests	-	860	2,500	2,500		
Total Materials & Services		163,480	161,703	212,002	232,318		
Capital Outlay							
011-800	Office Equipment	-	-	1,000	1,000		
011-809	Other Equipment	2,094	1,849	2,900	2,900		
011-810	Building Improvements & Equipment	143	-	1,500	1,500		
011-812	Weapons System	-	450	450	450		
Total Capital Outlay		2,237	2,299	5,850	5,850		
Total Requirements - Police Department		1,012,138	1,080,028	1,250,914	1,310,168		

Requirements NOT ALLOCATED for an Organizational Unit or Program

Interfund Transfers							
011-851	To Major Office Equipment Reserve	2,600	2,100	25,500	-		
011-852	To Vehicle Replacement Fund	15,000	15,000	15,000	15,000		
Total Interfund Transfers		17,600	17,100	40,500	15,000		
011-900	Operating Contingency	-	-	131,771	137,384		
Total Requirements NOT ALLOCATED		17,600	17,100	172,271	152,384		
Total Requirements for All Organizational Units		1,012,138	1,080,028	1,250,914	1,310,168		
011-901	Reserved for Future Expenditure	-	-	11,125	219,407		
	Ending Balance (Prior Years)	332,296	319,426				
011-902	Unappropriated Ending Fund Balance	-	-	-	-		
Total Requirements		1,362,035	1,416,554	1,434,310	1,681,959		

WATER FUND (012)

RESOURCES:

Account	Description	Historical Data			Budget for Next Year 2022-23		
		Actual 2019-20	Actual 2020-21	Adopted Budget 2021-22	Proposed by Budget Officer	Approved by Budget Committee	Adopted by Governing Body
	Available Cash on Hand	407,712	395,299	384,310	486,049		
OTHER RESOURCES							
012-402	Interest	10,157	3,908	2,700	2,900		
012-413	Miscellaneous Income	2,504	2,419	500	500		
012-415	Meters and Parts	8,345	380	1,500	1,800		
012-417	Reimbursement	813	498	-	-		
012-418	Collections	824,627	878,961	894,300	959,800		
012-421	Fees	5,651	4,470	4,600	3,900		
012-436	FEMA DR4599 Reimbursement			9,771	-		
Transferred IN, from other funds							
012-426	From Park Fund/PW Labor	-	-	-	-		
Total Resources		1,259,810	1,285,936	1,297,681	1,454,949		

WATER FUND (012)
REQUIREMENTS FOR: PUBLIC WORKS

Account	Description	Historical Data			Budget for Next Year 2022-23		
		Actual 2019-20	Actual 2020-21	Adopted Budget 2021-22	Proposed by Budget Officer	Approved by Budget Committee	Adopted by Governing Body
Personal Services							
012-500	Wages	274,172	285,736	273,000	350,000		
012-521	Holiday Pay	-	-	1,600	1,600		
012-524	Payroll Benefits	184,661	188,116	210,500	232,100		
012-525	Unemployment	5,305	1,908	3,000	3,400		
012-529	Deferred Benefits Liability Reserve	-	-	4,300	7,900		
Total Personal Services		464,138	475,760	492,400	595,000		
Full-Time Equivalent (FTE)		3.87	4.21	4.51	4.70		
Materials & Services							
012-604	Supplies	3,707	1,800	7,500	7,500		
012-605	Audit	3,306	3,400	3,400	4,250		
012-607	Dues/Fees/Contributions	18,183	16,135	20,000	20,000		
012-608	Insurance	7,341	8,443	9,400	12,000		
012-609	Administrator Dues/Subscriptions	332	437	250	500		
012-611	Energy Costs	44,815	46,652	52,816	58,200		
012-612	Training & Travel	3,250	775	5,500	5,500		
012-613	Miscellaneous Expense	1,495	1,125	2,000	2,000		
012-617	Telecommunications	2,833	2,928	4,000	4,000		
012-620	Consultant/Professional Services	-	3,243	30,000	30,000		
012-622	Fuel	3,142	3,586	4,500	6,000		
012-623	Motor Vehicle Expense	3,199	1,674	4,000	4,000		
012-624	Maintenance & Repairs	59,259	53,957	59,771	75,000		
012-625	Water Testing	3,548	7,170	4,000	4,000		
012-626	Engineering	-	100	-	-		
012-627	Water Box Deposit Refunds	-	-	-	-		
012-629	Investment Expense	1	0	1	1		
012-630	Tools	263	306	2,000	2,000		

Account	Description	Historical Data			Budget for Next Year 2021-22		
		Actual 2018-19	Actual 2019-20	Adopted Budget 2020-21	Proposed by Budget Officer	Approved by Budget Committee	Adopted by Governing Body
012-632	Administrator Professional Devlpmnt/Trvl	1,000	167	1,000	1,000		
012-634	Uniforms	585	640	1,000	1,000		
012-650	IT Services	1,703	997	2,500	9,000		
Total Materials & Services		157,961	153,535	213,638	245,951		
Capital Outlay							
012-807	Purchase of Equipment	875	275	15,000	15,000		
012-809	Replacement of Equipment	-	-	16,500	16,500		
012-810	Water Meters & Metering Equipment	8,268	8,213	25,000	25,000		
012-811	Fire Hydrants	-	-	7,400	7,400		
Total Capital Outlay		9,142	8,488	63,900	63,900		
Total Requirements - Public Works		631,241	637,783	769,938	904,851		

Requirements NOT ALLOCATED for an Organizational Unit or Program

Debt Service							
012-870	OECD Special PW Fund Principal	77,832	-	-	-		
012-871	OECD Special PW Fund Interest	2,020	-	-	-		
Total Debt Service		79,852	-	-	-		
Interfund Transfers							
012-856	To Major Office Equipment Reserve	7,100	4,050	19,250	14,950		
012-857	To Vehicle Replacement Fund	10,000	-	-	-		
012-858	To Public Works Equipment Fund	20,000	80,000	80,000	80,000		
012-859	To Water Improvement Fund	100,000	100,000	100,000	-		
012-860	Administrative Fee to General Fund	16,317	17,212	19,000	19,570		
Total Interfund Transfers		153,417	201,262	218,250	114,520		
012-900	Operating Contingency			146,762	152,905		
Total Requirements NOT ALLOCATED		233,270	201,262	365,012	267,425		
Total Requirements for All Organizational Units		631,241	637,783	769,938	904,851		
012-901	Reserved for Future Expenditure			162,731	282,673		
	Ending Balance (Prior Years)	395,299	446,892				
Total Requirements		1,259,810	1,285,936	1,297,681	1,454,949		

SEWER FUND (13)

RESOURCES:

Account	Description	Historical Data			Budget for Next Year 2022-23		
		Actual 2019-20	Actual 2020-21	Adopted Budget 2021-22	Proposed by Budget Officer	Approved by Budget Committee	Adopted by Governing Body
	Available Cash on Hand	342,606	385,979	370,618	368,229		
OTHER RESOURCES:							
013-402	Interest	9,036	3,514	2,700	2,400		
013-413	Miscellaneous Income	410	154	100	100		
013-417	Reimbursement	8,313	498	-	-		
013-418	Collections	843,354	883,395	904,300	953,100		
013-419	Butler Farms Lease	9,762	7,285	9,400	9,400		
013-422	Fees	5,301	4,430	4,600	3,800		
013-436	FEMA DR4599 Reimbursement			8,449	-		
Transferred IN, from other funds					-		
013-426	From Park Fund/PW Labor	-	-	-	-		
Total Resources		1,218,783	1,285,255	1,300,167	1,337,029		

SEWER FUND (13)
REQUIREMENTS FOR: PUBLIC WORKS

Account	Description	Historical Data			Budget for Next Year 2022-23		
		Actual 2019-20	Actual 2020-21	Adopted Budget 2021-22	Proposed by Budget Officer	Approved by Budget Committee	Adopted by Governing Body
Personal Services							
013-500	Wages	259,560	271,949	260,000	345,000		
013-524	Payroll Benefits	174,343	179,177	199,700	226,400		
013-525	Unemployment	5,305	1,598	2,900	3,400		
013-529	Deferred Benefits Liability Reserve	-	-	4,300	7,900		
Total Personal Services		439,208	452,724	466,900	582,700		
Full-Time Equivalent (FTE)		4.01	4.07	4.46	4.65		
Materials & Services							
013-604	Supplies	3,575	1,823	7,500	7,500		
013-605	Audit	3,306	3,400	3,434	4,250		
013-607	Dues And Fees	13,370	12,680	12,500	13,000		
013-608	Insurance	14,444	14,593	17,000	21,000		
013-609	Administrator Dues/Subscriptions	332	437	250	500		
013-611	Energy Costs	38,131	38,508	41,411	43,111		
013-612	Training & Travel	2,574	799	5,000	5,000		
013-613	Miscellaneous Expense	188	62	2,000	2,000		
013-617	Telecommunications	2,833	2,927	3,500	3,500		
013-620	Consultant/Professional Services	-	3,129	30,000	-		
013-621	Leased Property Taxes	1,091	1,085	1,117	1,156		
013-622	Fuel	3,142	3,342	3,500	6,000		
013-623	Motor Vehicle Expense	3,199	1,602	4,000	4,000		
013-624	Maintenance & Repairs	42,178	61,560	53,449	60,000		
013-626	Engineering	268	25	-	1,417		
013-628	Weed Spray	1,130	65	2,000	2,000		
013-629	Investment Expense	1	0	1	1		
013-630	Tools	263	306	2,000	2,000		
013-632	Administrator Professional Developmt/Trvl	1,000	167	1,000	1,000		
013-634	Uniforms	585	640	1,000	1,000		
013-650	IT Services	1,703	997	2,500	9,000		
Total Materials & Services		133,310	148,146	193,162	187,435		

Account	Description	Historical Data			Budget for Next Year 2022-23		
		Actual 2019-20	Actual 2020-21	Adopted Budget 2021-22	Proposed by Budget Officer	Approved by Budget Committee	Adopted by Governing Body
Capital Outlay							
013-807	Purchase of Equipment	875	275	7,900	7,900		
013-809	Replacement of Equipment	-	1,596	10,000	10,000		
	Total Capital Outlay	875	1,871	17,900	17,900		
	Total Requirements - Public Works	573,393	602,742	677,962	788,035		

Requirements NOT ALLOCATED for an Organizational Unit or Program

Account	Description	Historical Data			Budget for Next Year 2022-23		
		Actual 2019-20	Actual 2020-21	Adopted Budget 2021-22	Proposed by Budget Officer	Approved by Budget Committee	Adopted by Governing Body
Debt Service							
013-870	OECD Special PW Fund Principal	78,400	78,802	84,286	60,836		
013-871	OECD Special PW Fund Interest	62,348	59,996	57,300	55,600		
	Total Debt Service	140,748	138,798	141,586	116,436		
Interfund Transfers							
013-856	To Major Office Equipment Reserve	7,100	4,050	19,250	14,950		
013-857	To Vehicle Replacement Fund	10,000	-	-	-		
013-858	To Public Works Equipment Fund	10,000	20,000	60,000	20,000		
013-859	To Sewer Improvements Fund	75,000	100,000	100,000	-		
013-860	Administrative Fee to General Fund	16,564	17,390	19,000	19,570		
	Total Interfund Transfers	118,664	141,440	198,250	54,520		
					-		
013-900	Operating Contingency			151,402	143,848		
	Total Requirements NOT ALLOCATED	259,411	280,238	491,238	314,804		
	Total Requirements for All Organizational Units	573,393	602,742	677,962	788,035		
013-901	Reserved for Future Expenditure			130,967	234,190		
	Ending Balance (Prior Years)	385,979	402,276				
	Total Requirements	1,218,783	1,285,255	1,300,167	1,337,029		

STREETS FUND (014)

RESOURCES:

Account	Description	Historical Data			Budget for Next Year 2022-23		
		Actual 2019-20	Actual 2020-21	Adopted Budget 2021-22	Proposed by Budget Officer	Approved by Budget Committee	Adopted by Governing Body
	Available Cash on Hand	249,157	337,132	490,999	559,698		
OTHER RESOURCES:							
014-402	Interest	8,310	3,328	3,400	2,500		
014-413	Miscellaneous Income	-	-	-	-		
014-417	Reimbursement	18,177	9	-	-		
014-421	ODOT Pedestrian/Bicycle Program Grant	73,772	-	-	-		
014-422	Special City Allotment Grant	-	50,000	-	-		
014-423	ODOT Highway Tax Share	283,877	297,427	296,000	324,000		
014-436	FEMA DR4599 Reimbursement			2,478	-		
Transferred IN, from other funds							
014-426	From Park Fund/PW Labor Reimbursement	-	-	-	-		
Total Resources		633,292	687,896	792,877	886,198		

STREETS FUND (014)
REQUIREMENTS FOR: PUBLIC WORKS

Account	Description	Historical Data			Budget for Next Year 2022-23		
		Actual 2019-20	Actual 2020-21	Adopted Budget 2021-22	Proposed by Budget Officer	Approved by Budget Committee	Adopted by Governing Body
Personal Services							
014-500	Wages	56,366	60,209	58,000	80,000		
014-524	Payroll Benefits	40,387	37,362	43,500	55,400		
014-525	Unemployment	279	803	600	800		
014-529	Deferred Benefits Liability Reserve	-	-	1,200	2,300		
Total Personal Services		97,032	98,374	103,300	138,500		
Full-Time Equivalent (FTE)		0.86	0.86	1.11	1.11		
Materials & Services							
014-605	Audit	3,306	3,400	3,434	4,250		
014-607	Dues/Fees	970	548	1,000	1,000		
014-608	Insurance	3,830	4,141	4,500	6,000		
014-612	Training and Travel	111	53	250	250		
014-613	Miscellaneous Expense	17	-	1,000	1,000		
014-622	Fuel	1,338	1,385	2,000	2,000		
014-623	Motor Vehicle Expense	3,164	1,652	4,000	4,000		
014-624	Maintenance & Repair	14,549	17,776	18,478	16,000		
014-626	Engineering/Surveying/Consultant	3,771	175	20,000	20,000		
014-629	Street Lights	37,623	34,899	38,000	38,000		
014-630	Tools	243	170	500	500		
014-650	IT Services	1,703	987	2,500	2,500		
Total Materials & Services		70,624	65,187	95,662	95,500		
Capital Outlay							
014-806	Storm Drainage	-	-	-	-		
014-807	Purchase of Equipment	875	275	7,000	7,000		
014-808	Street Improvements	6,665	-	240,700	240,700		
014-809	Street Overlay	93,244	-	-	-		
014-810	Sidewalk/Curb Replacements	6,500	-	25,000	25,000		
Total Capital Outlay		107,284	275	272,700	272,700		
Total Requirements - Public Works		274,939	163,836	471,662	506,700		

Requirements NOT ALLOCATED for an Organizational Unit or Program

Account	Description	Historical Data			Budget for Next Year 2022-23		
		Actual 2019-20	Actual 2020-21	Adopted Budget 2021-22	Proposed by Budget Officer	Approved by Budget Committee	Adopted by Governing Body
Interfund Transfers							
014-856	To Major Office Equipment Reserve	1,000	1,000	-	-		
014-858	To Public Works Equipment Fund	20,000	15,000	20,000	20,000		
014-860	To Vehicle Replacement Fund	250	250	250	250		
Total Interfund Transfers		21,250	16,250	20,250	20,250		
014-900	Operating Contingency	-	-	73,415	79,042		
Total Requirements NOT ALLOCATED		21,250	16,250	93,665	99,292		
Total Requirements for All Organizational Units		274,939	163,836	471,662	506,700		
014-901	Reserved for Future Expenditure	-	-	227,550	280,206		
	Ending Balance (Prior Years)	337,103	507,810				
Total Requirements		633,292	687,896	792,877	886,198		

PARK FUND (015)

RESOURCES:

Account	Description	Historical Data			Budget for Next Year 2022-23		
		Actual 2019-20	Actual 2020-21	Adopted Budget 2021-22	Proposed by Budget Officer	Approved by Budget Committee	Adopted by Governing Body
	Available Cash on Hand	106,365	189,728	157,187	219,527		
OTHER RESOURCES:							
015-402	Interest	2,432	1,674	1,400	1,200		
015-412	Donations	-	-	-	-		
015-413	Miscellaneous Income	-	-	-	-		
015-417	Reimbursement	25	50	-	900		
015-419	Telecommunications Leases	58,987	58,602	58,300	59,800		
015-420	State Revenue Sharing Apportionment	48,208	54,802	56,800	61,400		
015-421	Park Improvements Grant	-	-	13,000	13,000		
015-422	Park Fees	540	460	600	2,000		
015-423	Park Vendors	2,380	1,500	1,200	2,200		
015-435	CRF Grant		1,299	-	-		
015-436	FEMA DR4599 Reimbursement			24,906	-		
Transferred IN, from other funds							
015-425	From General Fund	61,000	61,000	20,000	20,000		
Total Resources		279,938	369,114	333,393	380,027		

PARK FUND (015)
REQUIREMENTS FOR: PUBLIC WORKS

Account	Description	Historical Data			Budget for Next Year 2022-23		
		Actual 2019-20	Actual 2020-21	Adopted Budget 2021-22	Proposed by Budget Officer	Approved by Budget Committee	Adopted by Governing Body
Personal Services							
015-500	Wages	28,750	30,541	33,200	39,000		
015-524	Payroll Benefits	24,438	22,838	25,700	32,300		
015-525	Unemployment	-	294	300	400		
015-528	PERS Reserve	-	-	-	-		
015-529	Deferred Benefits Liability Reserve	-	-	800	1,600		
Total Personal Services		53,189	53,673	60,000	73,300		
Full-Time Equivalent (FTE)		0.45	0.45	0.65	0.65		
Materials & Services							
015-610	Supplies	-	-	300	300		
015-611	Energy Costs	3,755	2,824	5,400	5,500		
015-612	Corn Festival Donation	-	-	-	-		
015-613	Miscellaneous Expense	101	1,300	500	500		
015-620	Equipment Maint. & Repairs	-	43	-	-		
015-622	Fuel	1,338	1,385	2,100	3,500		
015-624	Maintenance & Repair	21,754	19,720	50,406	40,000		
015-630	Tools	480	194	300	300		
015-635	Leased Property Taxes	3,844	3,958	4,080	4,200		
015-638	Recreation Activities	9	1,843	3,000	3,000		
015-640	COVID-19 Materials			-	-		
015-650	IT Services	1,654	1,023	750	2,500		
Total Materials & Services		32,935	32,289	66,836	59,800		
Capital Outlay							
015-809	Replacement of Equipment	-	-	13,200	13,200		
015-810	Purchase of Equipment	-	275	2,000	2,000		
015-811	Site Improvements	3,336	24,481	60,000	120,000		
015-812	Major Repairs	-	-	10,000	10,000		
Total Capital Outlay		3,336	24,756	85,200	145,200		
Total Requirements - Public Works		89,460	110,718	212,036	278,300		

Requirements NOT ALLOCATED for an Organizational Unit or Program

Account	Description	Historical Data			Budget for Next Year 2022-23		
		Actual 2019-20	Actual 2020-21	Adopted Budget 2021-22	Proposed by Budget Officer	Approved by Budget Committee	Adopted by Governing Body
Interfund Transfers							
015-825	To Water Fund/PW Labor Reimbursement	-	-	-	-		
015-826	To Sewer Fund/PW Labor Reimbursement	-	-	-	-		
015-827	To Street Fund/PW Labor Reimbursement	-	-	-	-		
015-858	To Public Works Equipment Fund	500	500	500	500		
015-866	To Vehicle Replacement Fund	250	250	250	250		
015-899	To Park SDC Fund/Reimb Proj Expenses	-	-	-	-		
	Total Interfund Transfers	750	750	750	750		
015-900	Operating Contingency			28,182	41,857		
	Total Requirements NOT ALLOCATED	750	750	28,932	42,607		
	Total Requirements for All Organizational Units	89,460	110,718	212,036	278,300		
015-901	Reserved for Future Expenditure			92,425	59,120		
	Ending Balance (Prior Years)	189,728	257,645				
015-902	Unappropriated Ending Fund Balance				-		
	Total Requirements	279,938	369,114	333,393	380,027		

PUBLIC WORKS EQUIPMENT FUND (016)

This fund is authorized and established by ordinance number 450 & continued by Resolution 10-18 on 06/11/2018 for the following specified purpose: for the purchase of equipment.

Year this reserve fund will be reviewed to be continued or abolished.
Date can not be more than 10 years after establishment.

Review Year: 2028

RESOURCES:

Account	Description	Historical Data			Budget for Next Year 2022-23		
		Actual 2019-20	Actual 2020-21	Adopted Budget 2021-22	Proposed by Budget Officer	Approved by Budget Committee	Adopted by Governing Body
	Available Cash on Hand	209,620	180,300	240,935	334,119		
	OTHER RESOURCES				-		
016-402	Earnings from Temporary Investments	3,530	1,478	1,100	1,200		
016-417	Grants/Reimbursements	-	-	-	-		
016-436	Surplus Sale	-	-	-	-		
016-435	HB5202 Appropriation - Public Works Shop Project Funding				900,000		
	Transferred IN, from other funds				-		
016-430	From Park Fund	500	500	500	500		
016-432	From Water Fund	20,000	80,000	80,000	80,000		
016-433	From Sewer Fund	10,000	20,000	60,000	20,000		
016-434	From Street Fund	20,000	15,000	20,000	20,000		
	Total Resources	263,650	297,277	402,535	1,355,819		

REQUIREMENTS - PUBLIC WORKS

		ORG. UNIT					
Materials & Services		<u>PUBLIC WORKS</u>					
016-601	Major Repairs		-	-	15,000	15,000	
	Total Materials & Services		-	-	15,000	15,000	
Capital Outlay							
016-800	Purchase of Public Works Equipment	PUBLIC WORKS	-	44,799	-	-	
016-810	Public Works Capital	PUBLIC WORKS	83,350	2,015	387,535	440,819	
016-811	Public Works Shop - HB5202 Appropriation	PUBLIC WORKS				900,000	
	Total Capital Outlay		83,350	46,814	387,535	1,340,819	
Interfund Transfers							
	Total Interfund Transfers		-	-	-	-	
	Ending Balance (Prior Years)		180,300	250,464			
	Unappropriated Ending Fund Balance				-	-	
	Total Requirements		263,650	297,277	402,535	1,355,819	

SPECIAL PROJECTS FUND (17)

RESOURCES:

Account	Description	Historical Data			Budget for Next Year 2022-23		
		Actual 2019-20	Actual 2020-21	Adopted Budget 2021-22	Proposed by Budget Officer	Approved by Budget Committee	Adopted by Governing Body
	Available Cash on Hand	29.34	-	-	-	-	-
OTHER RESOURCES							
017-402	Earnings from Temporary Investments	0.26	-	-	-	-	-
Total Resources		30	-	-	-	-	-

REQUIREMENTS

Materials & Services							
017-602	Project Services	-	-	-	-	-	-
	Total Materials & Services	-	-	-	-	-	-
Capital Outlay							
017-801	Project Improvements	-	-	-	-	-	-
	Total Capital Outlay	-	-	-	-	-	-
Interfund Transfers							
017-850	To Street Fund - SRTS Project Reimbursement	29.60	-	-	-	-	-
	Total Interfund Transfers	30	-	-	-	-	-
	Ending Balance (Prior Years)	-	-	-	-	-	-
	Unappropriated Ending Fund Balance	-	-	-	-	-	-
Total Requirements		30	-	-	-	-	-

SEWER IMPROVEMENT FUND (19)

This fund is authorized and established by ordinance number 450 & continued by Resolution 10-18 on 06/11/2018 for the following specified purpose: expenditures on sewer system.

Year this reserve fund will be reviewed to be continued or abolished.

Date can not be more than 10 years after establishment.

Review Year: 2028

RESOURCES:

Account	Description	Historical Data			Budget for Next Year 2022-23		
		Actual 2019-20	Actual 2020-21	Adopted Budget 2021-22	Proposed by Budget Officer	Approved by Budget Committee	Adopted by Governing Body
	Available Cash on Hand	241,127	299,453	725,432	841,460		
	OTHER RESOURCES						
019-402	Earnings from Temporary Investments	5,265	2,342	2,600	3,300		
019-417	Grants/Reimbursements	-	-	-	-		
019-435	ARPA CSFRF OR8009 Direct Appropriation			426,250	1,463,959		
	Transferred IN, from other funds				-		
019-420	From Sewer Fund	75,000	100,000	100,000	-		
	Total Resources	321,392	401,795	1,254,282	2,308,719		

REQUIREMENTS - PUBLIC WORKS

Materials & Services							
019-601	Major Maintenance & Repairs	-	36,434	45,000	45,000		
019-603	Legal Fees	-	-	-	-		
019-604	Inflow & Infiltration	-	-	-	-		
019-626	Engineering/Surveying/Misc.Project Srvcs	13,578	-	45,000	45,000		
019-635	ARPA SLFRF OR8009 Project Services				500,000		
019-636	ARPA Marion County Project Services				500,000		
	Total Materials & Services	13,578	36,434	90,000	1,090,000		
Capital Outlay							
019-800	Systems Improvements	8,361	2,275	1,164,282	290,539		
019-835	ARPA SLFRF OR8009 Capital Expenditures				428,180		
019-836	ARPA Marion County Capital Expenditures				500,000		
	Total Capital Outlay	8,361	2,275	1,164,282	1,218,719		
Interfund Transfers							
019-851	Transfer to Sewer Fund	-	-	-	-		
	Total Interfund Transfers	-	-	-	-		
	Ending Balance (Prior Years)	299,453	363,086				
	Unappropriated Ending Fund Balance			-	-		
	Total Requirements	321,392	401,795	1,254,282	2,308,719		

VEHICLE REPLACEMENT FUND (20)

This fund is authorized and established by ordinance number 450 & continued by Resolution 10-18 on 06/11/2018 for the following specified purpose: Purchase of City Vehicles

Year this reserve fund will be reviewed to be continued or abolished. Date can not be more than 10 years after establishment.
Review Year: 2028

RESOURCES:

Account	Description	Historical Data			Budget for Next Year 2022-23		
		Actual 2019-20	Actual 2020-21	Adopted Budget 2021-22	Proposed by Budget Officer	Approved by Budget Committee	Adopted by Governing Body
	Available Cash on Hand	89,822	126,834	143,469	119,562		
OTHER RESOURCES							
020-402	Earnings from Temporary Investments	1,980	1,036	1,078	779		
020-417	Grants/Reimbursements	-	-	-	-		
020-451	Surplus Vehicle Sales	-	-	-	-		
	Transferred IN, from other funds				-		
020-452	From Police Fund	15,000	15,000	15,000	15,000		
020-453	From City Reserve Fund	-	-	-	-		
020-455	From Water Fund	10,000	-	-	-		
020-457	From Sewer Fund	10,000	-	-	-		
020-460	From Street Fund	250	250	250	250		
020-466	From Park Fund	250	250	250	250		
Total Resources		127,302	143,370	160,047	135,841		

REQUIREMENTS

		<u>ORG. UNIT</u>					
Capital Outlay							
020-810	Public Works Vehicles	PUBLIC WORKS	-	-	108,038	68,676	
020-811	Police Vehicles	POLICE DEPT	468	-	52,009	67,165	
	Total Capital Outlay		468	-	160,047	135,841	
Interfund Transfers							
	Total Interfund Transfers		-	-	-	-	
	Ending Balance (Prior Years)		126,834	143,370			
	Unappropriated Ending Fund Balance				-	-	
Total Requirements			127,302	143,370	160,047	135,841	

CITY RESERVE FUND (22)

This fund is authorized and established by resolution 3-99 & continued by Resolution 10-18 on 06/11/2018 for the following specified purpose: to be used as the city council sees fit for expansion or any other reason.

Year this reserve fund will be reviewed to be continued or abolished.
Date can not be more than 10 years after establishment.

Review Year: 2028

RESOURCES:

Account	Description	Historical Data			Budget for Next Year 2022-23		
		Actual 2019-20	Actual 2020-21	Adopted Budget 2021-22	Proposed by Budget Officer	Approved by Budget Committee	Adopted by Governing Body
	Available Cash on Hand	44,759	44,229	29,625	44,731		
OTHER RESOURCES							
022-402	Earnings from Temporary Investments	970	331	900	300		
Transferred IN, from other funds							
022-404	From General Fund Transfer	-	-	-	-		
022-405	Miscellaneous Interfund Loan Payments	-	-	-	-		
022-406	From Water Fund Transfer	-	-	-	-		
022-407	From Sewer Fund Transfer	-	-	-	-		
022-413	Miscellaneous Income	-	-	-	-		
022-436	FEMA DR4599 Reimbursement			15,000	-		
Total Resources		45,729	44,560	45,525	45,031		

REQUIREMENTS

Materials & Services							
022-610	Miscellaneous Materials & Services	-	-	23,525	23,031		
022-611	Emergency	1,500	15,000	15,000	15,000		
	Total Materials & Services	1,500	15,000	38,525	38,031		
Capital Outlay							
022-802	Miscellaneous Capital Expense	-	-	7,000	7,000		
	Total Capital Outlay	-	-	7,000	7,000		
Interfund Transfers							
022-850	To Vehicle Replacement Fund	-	-	-	-		
	Total Interfund Transfers	-	-	-	-		
022-901	Reserved for Future Expenditure			-	-		
	Ending Balance (Prior Years)	44,229	29,560				
	Unappropriated Ending Fund Balance			-	-		
Total Requirements		45,729	44,560	45,525	45,031		

WATER SYSTEM DEVELOPMENT CHARGE FUND (24)

RESOURCES:

Account	Description	Historical Data			Budget for Next Year 2022-23		
		Actual 2019-20	Actual 2020-21	Adopted Budget 2021-22	Proposed by Budget Officer	Approved by Budget Committee	Adopted by Governing Body
	Available Cash on Hand	517,270	587,316	590,430	566,361		
OTHER RESOURCES					-		
024-402	Earnings from Temporary Investments	12,925	4,709	3,400	2,900		
024-417	Reimbursement	-	-	-	-		
024-420	Water SDC's	99,687	5,193	-	-		
Total Resources		629,882	597,218	593,830	569,261		

REQUIREMENTS - PUBLIC WORKS

Materials & Services							
024-610	SDC Administrative Services	-	-	-	-		
024-626	Engineering/Surveying/Misc Project Svcs	323	8,478	15,000	15,000		
	Total Materials & Services	323	8,478	15,000	15,000		
Capital Outlay							
024-800	New System Development	36,997	-	558,630	534,061		
024-801	New Wells	5,162	-	20,000	20,000		
	Total Capital Outlay	42,159	-	578,630	554,061		
Interfund Transfers							
024-852	To Gen Fund/Admn Services Reimbursement	83	85	200	200		
	Total Interfund Transfers	83	85	200	200		
024-901	Reserved for Future Expenditure	-	-	-	-		
	Ending Balance (Prior Years)	587,316	588,655				
	Unappropriated Ending Fund Balance			-	-		
Total Requirements		629,882	597,218	593,830	569,261		

MAJOR OFFICE EQUIPMENT RESERVE FUND (27)

This fund is authorized and established by resolution 3-99, renamed by Special Ordinance 485, & continued by Resolution 10-18 on 06/11/2018 for the following specified purpose: to accumulate and expend monies on computer systems, copiers and other major office equipment.

Year this reserve fund will be reviewed to be continued or abolished.

Date can not be more than 10 years after establishment.

Review Year: 2028

RESOURCES:

Account	Description	Historical Data			Budget for Next Year 2022-23		
		Actual 2019-20	Actual 2020-21	Adopted Budget 2021-22	Proposed by Budget Officer	Approved by Budget Committee	Adopted by Governing Body
	Available Cash on Hand	63,383	71,924	82,268	163,131		
OTHER RESOURCES							
027-402	Earnings from Temporary Investments	1,129	582	800	1,200		
027-413	Miscellaneous Income	-	-	-	-		
027-417	Grants/Reimbursements	2,162	-	-	-		
Transferred IN, from other funds							
027-425	From General Fund	8,200	3,300	25,900	24,100		
027-426	From Water Fund	7,100	4,050	19,250	14,950		
027-427	From Sewer Fund	7,100	4,050	19,250	14,950		
027-428	From Street Fund	1,000	1,000	-	-		
027-429	From Police Fund	2,600	2,100	25,500	-		
Total Resources		92,674	87,006	172,968	218,331		

REQUIREMENTS

Capital Outlay		ORG. UNIT					
027-800	City Hall Equipment	ADMIN	5,349	4,271	53,163	75,527	
027-801	Public Works Equipment	PUBLIC WORKS	1,919	149	45,421	65,268	
027-802	Utilities Billing Equipment	PUBLIC WORKS	4,419	522	43,047	41,611	
027-803	Police Equipment	POLICE DEPT	9,062	-	31,337	35,925	
Total Capital Outlay			20,750	4,942	172,968	218,331	
	Ending Balance (Prior Years)		71,924	82,064			
	Unappropriated Ending Fund Balance				-	-	
Total Requirements			92,674	87,006	172,968	218,331	

WATER IMPROVEMENT FUND (28)

This fund is authorized and established by ordinance number 450 & continued by Resolution 10-18 on 06/11/2018 for the following specified purpose: expenditures on water system

Year this reserve fund will be reviewed to be continued or abolished.

Date can not be more than 10 years after establishment.

Review Year: **2028**

RESOURCES:

Account	Description	Historical Data			Budget for Next Year 2022-23		
		Actual 2019-20	Actual 2020-21	Adopted Budget 2021-22	Proposed by Budget Officer	Approved by Budget Committee	Adopted by Governing Body
	Available Cash on Hand	312,167	327,783	421,395	414,457		
OTHER RESOURCES							
028-402	Earnings from Temporary Investments	6,459	2,730	3,500	1,900		
028-435	ARPA CSFRF Grant Reimbursement				3,557,000		
Transferred IN, from other funds							
028-427	From Water Fund	100,000	100,000	100,000	-		
Total Resources		418,627	430,512	524,895	3,973,357		

REQUIREMENTS - PUBLIC WORKS

Materials & Services		ORG. UNIT						
028-601	Reservoir Maintenance	PUBLIC WORKS	-	-	-	-		
028-602	Major Maintenance & Repairs	PUBLIC WORKS	8,140	-	15,000	15,000		
028-603	Legal Fees	PUBLIC WORKS	-	-	-	-		
028-626	Engineering/Surveying	PUBLIC WORKS	2,799	10,605	28,000	28,000		
Total Materials & Services			10,939	10,605	43,000	43,000		
Capital Outlay								
028-803	System Improvements	PUBLIC WORKS	79,905	4,730	481,895	373,357		
028-804	Waterline Replacement	PUBLIC WORKS	-	-	-	-		
028-806	Major Equipment Replacement	PUBLIC WORKS	-	-	-	-		
028-835	ARPA CSFRF Capital Projects	PUBLIC WORKS				3,557,000		
Total Capital Outlay			79,905	4,730	481,895	3,930,357		
028-901	Reserved for Future Expenditure		-	-	-	-		
	Ending Balance (Prior Years)		327,783	415,177				
	Unappropriated Ending Fund Balance				-	-		
Total Requirements			418,627	430,512	524,895	3,973,357		

SEWER SYSTEM DEVELOPMENT CHARGE FUND (29)

RESOURCES:

Account	Description	Historical Data			Budget for Next Year 2022-23		
		Actual 2019-20	Actual 2020-21	Adopted Budget 2021-22	Proposed by Budget Officer	Approved by Budget Committee	Adopted by Governing Body
	Available Cash on Hand	746,294	888,357	882,789	849,406		
OTHER RESOURCES							
029-402	Earnings from Temporary Investments	18,415	6,940	6,600	4,200		
029-413	Miscellaneous Income	-	-	-	-		
029-421	Sewer SDC's	123,731	6,445	-	-		
Total Resources		888,440	901,742	889,389	853,606		

REQUIREMENTS - PUBLIC WORKS

Materials & Services		ORG. UNIT						
029-610	SDC Administrative Services	PUBLIC WORKS	-	-	-	-		
029-626	Engineering/Surveying/Mis Project Srvcs	PUBLIC WORKS	-	56,277	75,000	75,000		
Total Materials & Services			-	56,277	75,000	75,000		
Capital Outlay								
029-800	New System Development	PUBLIC WORKS	-	-	814,189	778,406		
029-801	Land Aquisition	PUBLIC WORKS	-	-	-	-		
Total Capital Outlay			-	-	814,189	778,406		
Interfund Transfers								
029-852	To Gen Fund/Admn Services		83	85	200	200		
Total Interfund Transfers			83	85	200	200		
Ending Balance (Prior Years)			888,357	845,379				
Unappropriated Ending Fund Balance					-	-		
Total Requirements			888,440	901,742	889,389	853,606		

TRANSPORTATION SYSTEM DEVELOPMENT CHARGE FUND (30)

RESOURCES:

Account	Description	Historical Data			Budget for Next Year 2022-23		
		Actual 2019-20	Actual 2020-21	Adopted Budget 2021-22	Proposed by Budget Officer	Approved by Budget Committee	Adopted by Governing Body
	Available Cash on Hand	380,645	617,555	627,509	629,646		
OTHER RESOURCES							
030-402	Earnings from Temporary Investments	9,849	4,959	4,700	3,000		
030-421	Transportation SDC's	227,144	4,402	-	-		
Total Resources		617,638	626,916	632,209	632,646		

REQUIREMENTS - PUBLIC WORKS

Materials & Services		ORG. UNIT						
030-610	SDC Administrative Services	PUBLIC WORKS	-	-	-	-		
030-626	Engineering/Surveying/Mis Project Svcs	PUBLIC WORKS	-	-	30,000	30,000		
Total Materials & Services			-	-	30,000	30,000		
Capital Outlay								
030-800	Transportation Improvements	PUBLIC WORKS	-	-	602,009	602,446		
030-801	1st & Main Intersection Improvements	PUBLIC WORKS	-	-	-	-		
030-802	1st Street Improvements	PUBLIC WORKS	-	-	-	-		
Total Capital Outlay			-	-	602,009	602,446		
Interfund Transfers								
030-825	To Gnrl Fnd/Admnstrtv Svcs Reimbrsmnt	PUBLIC WORKS	83	85	200	200		
Total Interfund Transfers			83	85	200	200		
Debt Service								
030-870	Land Acquisition Principal		-	-	-	-		
030-871	Land Acquisition Interest		-	-	-	-		
Total Debt Service			-	-	-	-		
030-902	Unappropriated Ending Fund Balance		-	-	-	-		
	Ending Balance (Prior Years)		617,555	626,831				
Total Requirements			617,638	626,916	632,209	632,646		

BIKEWAY/PEDESTRIAN FUND (31)

RESOURCES:

Account	Description	Historical Data			Budget for Next Year 2022-23		
		Actual 2019-20	Actual 2020-21	Adopted Budget 2021-22	Proposed by Budget Officer	Approved by Budget Committee	Adopted by Governing Body
	Available Cash on Hand	6,523	9,561	12,691	16,153		
OTHER RESOURCES							
031-402	Earnings from Temporary Investments	170	85	100	100		
031-420	ODOT Highway Tax Share	2,867	3,004	3,300	3,300		
Total Resources		9,561	12,650	16,091	19,553		

REQUIREMENTS - PUBLIC WORKS

Materials & Services		ORG. UNIT					
031-624	Maintenance	PUBLIC WORKS	-	-	-	-	
031-625	Surveying/Misc. Project Services	PUBLIC WORKS	-	-	-	-	
031-626	Engineering Fees	PUBLIC WORKS	-	-	-	-	
Total Materials & Services			-	-	-	-	
Capital Outlay							
031-818	Construction	PUBLIC WORKS	-	-	16,091	19,553	
Total Capital Outlay			-	-	16,091	19,553	
Ending Balance (Prior Years)			9,561	12,650			
Total Requirements			9,561	12,650	16,091	19,553	

PARK SYSTEM DEVELOPMENT CHARGE FUND (32)

RESOURCES:

Account	Description	Historical Data			Budget for Next Year 2022-23		
		Actual 2019-20	Actual 2020-21	Adopted Budget 2021-22	Proposed by Budget Officer	Approved by Budget Committee	Adopted by Governing Body
	Available Cash on Hand	201,584	85,640	41,276	64,593		
OTHER RESOURCES							
032-402	Earnings from Temporary Investments	2,356	651	700	400		
032-421	Parks SDC's	60,025	3,175	-	-		
032-431	Fees in Lieu of Park Dedication	-	-	10,000	10,000		
032-425	OPRD Local Government Grant				13,000		
Transferred IN, from other funds							
032-426	From Park Fund/Reimb Proj Expenses	-	-	-	-		
Total Resources		263,965	89,466	51,976	87,993		

REQUIREMENTS - PUBLIC WORKS

Materials & Services		ORG. UNIT						
032-610	SDC Administrative Services	PUBLIC WORKS	-	-	-	36,017		
032-615	Refunds	PUBLIC WORKS	-	-	-	-		
032-626	Engineering/Surveying/Misc Project Svcs	PUBLIC WORKS	1,400	631	30,000	30,000		
Total Materials & Services			1,400	631	30,000	66,017		
Capital Outlay								
032-800	Park Improvements	PUBLIC WORKS	-	-	-	-		
032-801	Land Acquisition	PUBLIC WORKS	966	-	-	-		
Total Capital Outlay			966	-	-	-		
Interfund Transfers								
032-852	To Gen Fund/Admn Services Reimbursement		83	85	200	200		
032-853	To Park Fund/PW Labor Reimbursement		-	-	-	-		
Total Interfund Transfers			83	85	200	200		
Debt Service								
032-870	Land Acquisition Principal		175,875	8,275	13,376	13,376		
032-871	Land Acquisition Interest		-	3,175	8,400	8,400		
Total Debt Service			175,875	11,450	21,776	21,776		
Ending Balance (Prior Years)			85,640	77,300				
Total Requirements			263,965	89,466	51,976	87,993		

STORM DRAINAGE SYSTEM DEVELOPMENT CHARGE FUND (34)

RESOURCES:

Account	Description	Historical Data			Budget for Next Year 2022-23		
		Actual 2019-20	Actual 2020-21	Adopted Budget 2021-22	Proposed by Budget Officer	Approved by Budget Committee	Adopted by Governing Body
	Available Cash on Hand	12,685	12,966	750	370		
OTHER RESOURCES							
034-402	Earnings from Temporary Investments	281	91	30	-		
034-421	Storm Drainage System Development Charge	-	-	-	-		
Total Resources		12,966	13,057	780	370		

REQUIREMENTS

		<u>ORG. UNIT</u>						
Materials & Services								
034-610	SDC Administrative Services	PUBLIC WORKS	-	-	-	-		
034-626	Engineering/Surveying/Misc. Project Svcs	PUBLIC WORKS	-	-	-	-		
	Total Materials & Services		-	-	-	-		
Capital Outlay								
034-800	New System Development	PUBLIC WORKS	-	12,700	780	-		
	Total Capital Outlay		-	12,700	780	-		
Interfund Transfers								
034-850	To Street Fund-Basin1-B Reimbursement	PUBLIC WORKS	-	-	-	-		
	Total Interfund Transfers		-	-	-	-		
034-902	Unappropriated Ending Fund Balance		-	-	-	370		
	Ending Balance (Prior Years)		12,966	357				
Total Requirements			12,966	13,057	780	370		

OPRD LOCAL GOVERNMENT GRANTS FUND (35)

RESOURCES:

Account	Description	Historical Data			Budget for Next Year 2022-23		
		Actual 2019-20	Actual 2020-21	Adopted Budget 2021-22	Proposed by Budget Officer	Approved by Budget Committee	Adopted by Governing Body
	Available Cash on Hand	-	-	-	-	-	-
OTHER RESOURCES							
035-402	Earnings from Temporary Investments	-	-	-	-	-	-
035-413	Miscellaneous Income	-	-	-	-	-	-
035-425	OPRD Local Government Grant	-	-	-	-	-	-
035-426	LWCF Grant	-	-	-	-	-	-
Total Resources		-	-	-	-	-	-

REQUIREMENTS

		<u>ORG. UNIT</u>					
Materials & Services							
035-626	Engineering & Design	PUBLIC WORKS	-	-	-	-	-
	Total Materials & Services		-	-	-	-	-
Capital Outlay							
035-806	Land Acquisition	PUBLIC WORKS	-	-	-	-	-
035-807	Park Development	PUBLIC WORKS	-	-	-	-	-
	Total Capital Outlay		-	-	-	-	-
Interfund Transfers							
035-829	To Park SDC Fund/Land Acquisition		-	-	-	-	-
	Total Interfund Transfers		-	-	-	-	-
035-902	Unappropriated Ending Fund Balance				-		-
	Ending Balance (Prior Years)		-	-			
Total Requirements			-	-	-	-	-

INVESTING IN AUMSVILLE FAMILIES AND CHILDREN FUND(36)

RESOURCES:

Account	Description	Historical Data			Budget for Next Year 2022-23		
		Actual 2019-20	Actual 2020-21	Adopted Budget 2021-22	Proposed by Budget Officer	Approved by Budget Committee	Adopted by Governing Body
	Available Cash on Hand	3,411	9,133	11,213	15,207		
OTHER RESOURCES							
036-400	PARC Rec. Program Sponsorships	-	-	-	-		
036-401	PARC Donations	1,664	-	2,000	2,000		
036-402	Earnings from Temporary Investments	90	78	100	100		
036-410	PARC Program Grants and Fundraising	-	-	-	-		
	Transferred IN, from other funds						
036-406	From General Fund	5,000	5,000	5,000	5,000		
Total Resources		10,164	14,211	18,313	22,307		

REQUIREMENTS - PARK & RECREATION COMMISSION (PARC)

Materials & Services							
036-604	PARC Rec Program Supplies/Volunteers Exp	1,031	1,072	18,313	22,307		
036-610	PARC Other Program Expenses	-	-	-	-		
	Total Materials & Services	1,031	1,072	18,313	22,307		
Capital Outlay							
036-801	PARC Recreation Activities Program Equip	-	-	-	-		
	Total Capital Outlay	-	-	-	-		
036-902	Unappropriated Ending Fund Balance			-	-		
	Ending Balance (Prior Years)	9,133	13,139				
Total Requirements		10,164	14,211	18,313	22,307		

**AUMSVILLE 2022/23 STAFF STEP PLANS 6% COLA
ADMINISTRATION**

CITY ADMINISTRATOR						
Step	Step	Step	Step	Step	Step	Step
1	2	3	4	5	6	7
\$9,046	\$9,453	\$9,878	\$10,322	\$10,787	\$11,272	\$11,779
FINANCE OFFICER						
Step	Step	Step	Step	Step	Step	Step
1	2	3	4	5	6	7
\$6,047	\$6,319	\$6,603	\$6,900	\$7,211	\$7,536	\$7,875
CITY CLERK						
Step	Step	Step	Step	Step	Step	Step
1	2	3	4	5	6	7
\$4,365	\$4,561	\$4,766	\$4,980	\$5,204	\$5,438	\$5,683
OFFICE ASSISTANT						
Step	Step	Step	Step	Step	Step	Step
1	2	3	4	5	6	7
\$3,667	\$3,832	\$4,004	\$4,184	\$4,372	\$4,569	\$4,775
UTILITY BILLING CLERK						
Step	Step	Step	Step	Step	Step	Step
1	2	3	4	5	6	7
\$3,667	\$3,832	\$4,004	\$4,184	\$4,372	\$4,569	\$4,775

PUBLIC WORKS DEPARTMENT

PUBLIC WORKS DIRECTOR						
Step	Step	Step	Step	Step	Step	Step
1	2	3	4	5	6	7
\$6,635	\$6,934	\$7,246	\$7,572	\$7,913	\$8,269	\$8,641
ASSISTANT PUBLIC WORKS DIRECTOR						
Step	Step	Step	Step	Step	Step	Step
1	2	3	4	5	6	7
\$5,958	\$6,226	\$6,506	\$6,799	\$7,105	\$7,425	\$7,759
UTILITY WORKER LEAD						
Step	Step	Step	Step	Step	Step	Step
1	2	3	4	5	6	7
\$4,668	\$4,878	\$5,098	\$5,327	\$5,567	\$5,818	\$6,080
UTILITY WORKER III						
Step	Step	Step	Step	Step	Step	Step
1	2	3	4	5	6	7
\$4,575	\$4,781	\$4,996	\$5,221	\$5,456	\$5,702	\$5,959
UTILITY WORKER II						
Step	Step	Step	Step	Step	Step	Step
1	2	3	4	5	6	7
\$4,164	\$4,351	\$4,547	\$4,752	\$4,966	\$5,189	\$5,423

UTILITY WORKER I						
Step	Step	Step	Step	Step	Step	Step
1	2	3	4	5	6	7
\$3,592	\$3,754	\$3,923	\$4,100	\$4,285	\$4,478	\$4,680

POLICE DEPARTMENT

CHIEF OF POLICE						
Step	Step	Step	Step	Step	Step	Step
1	2	3	4	5	6	7
\$6,793	\$7,099	\$7,418	\$7,752	\$8,101	\$8,466	\$8,847

POLICE LIEUTENANT						
Step	Step	Step	Step	Step	Step	Step
1	2	3	4	5	6	7
\$6,462	\$6,753	\$7,057	\$7,375	\$7,707	\$8,054	\$8,416

POLICE SERGEANT						
Step	Step	Step	Step	Step	Step	Step
1	2	3	4	5	6	7
\$5,433	\$5,678	\$5,934	\$6,201	\$6,480	\$6,772	\$7,077

POLICE OFFICER						
Step	Step	Step	Step	Step	Step	Step
1	2	3	4	5	6	7
\$4,437	\$4,637	\$4,846	\$5,064	\$5,292	\$5,530	\$5,779

POLICE SUPPORT SPECIALIST						
Step	Step	Step	Step	Step	Step	Step
1	2	3	4	5	6	7
\$3,901	\$4,077	\$4,260	\$4,452	\$4,652	\$4,861	\$5,080

CERTIFICATION INCENTIVE PAY: Intermediate Certificate - \$100.00 Monthly
Advanced Certificate - \$150.00 Monthly

**Note - Lieutenant and Chief of Police do not receive incentive pay for certificates, as they are required and included in the pay scale.

FTE's PLANNED 7/1/22 - 6/30/23

POSITION	GENERAL WATER SEWER STREETS PARKS POLICE					TOTAL	FTE	FTE DISTRIBUTION					
	GENERAL	WATER	SEWER	STREETS	PARKS			POLICE	GENERAL	WATER	SEWER	STREETS	PARKS
City Administrator	29%	33%	33%	5%	0%	100.00%	1.00	0.29	0.33	0.33	0.05	-	-
Finance Officer	18%	40%	40%	2%	0%	100.00%	1.00	0.18	0.40	0.40	0.02	-	-
Office Assistant	22%	38%	38%	2%	0%	100.00%	1.00	0.22	0.38	0.38	0.02	-	-
City Clerk	22%	38%	38%	2%	0%	100.00%	1.00	0.22	0.38	0.38	0.02	-	-
Utility Billing Clerk	10%	45%	45%			100.00%	1.00	0.100	0.4500	0.4500	-	-	-
Office Assistant	20%	40%	40%				1.00	0.20	0.40	0.40	-	-	-
Office Assistant PT	70%	15%	15%				0.50	0.35	0.08	0.08	-	-	-
CITY COUNCIL	33%	33%	33%				0.24	0.08	0.08	0.08	-	-	-
Police Support Specialist	50%					50%	100.00%	1.00	0.50	-	-	-	0.50
PW Director	0%	45%	40%	10%	5%	100.00%	1.00	-	0.45	0.40	0.10	0.05	-
Assistant PW Director --M.E.	0%	40%	40%	10%	10%	100.00%	1.00	-	0.40	0.40	0.10	0.10	-
Utility Worker II T.C.	0%	35%	35%	20%	10%	100.00%	1.00	-	0.35	0.35	0.20	0.10	-
Utility Worker II B.B.	0%	35%	35%	20%	10%	100.00%	1.00	-	0.35	0.35	0.20	0.10	-
Utility Worker II M.W.	0%	35%	35%	20%	10%	100.00%	1.00	-	0.35	0.35	0.20	0.10	-
Utility Worker I - NEW	0%	30%	30%	20%	20%	100.00%	1.00	-	0.30	0.30	0.20	0.20	-
Extra Public Works Labor	0%	10%	5%	15%	70%	100.00%	-	-	-	-	-	-	-
CHIEF OF POLICE						100%	1.00						1.00
SERGEANT						100%	1.00						1.00
COMM RES OFFICER						100%	1.00						1.00
PATROL OFFICER 4						100%	1.00						1.00
PATROL OFFICER 5						100%	1.00						1.00
PATROL OFFICER 6						100%	1.00						1.00
PATROL OFFICER 7						100%	1.00						1.00
TOTAL 2022-23							20.74	2.14	4.70	4.65	1.11	0.65	7.50
2021-22							19.99	1.77	4.51	4.46	1.11	0.65	7.50
change								0.38	0.19	0.19	-	-	-